

STANLEY

QET300 Series | Grade 1 | Standard Duty Exit Trims



Escutcheon Trims Sierra (E)

Available in: 689, 690



Escutcheon Trims Summit (M)

Available in: 689, 690

Model/Series	Functions	Style	Cylinder Type	Qty	List Price
					689, 690
QET320	Dummy Escutcheon Lever - ANSI 02	E/M/A	-	12	197.00
QET330	Passage Escutcheon Lever - ANSI 14	E/M/A	-	12	197.00
QET360	Keyed Escutcheon Lever (Classroom) - ANSI 08	E/M/A	Mortise	12	197.00
QET370*	Night Latch Escutcheon Latch (Storeroom) - ANSI 03	E/M/A	Mortise	12	197.00
QET380	Night Latch Escutcheon Latch (Storeroom) - ANSI 09	E/M/A	Mortise	12	258.00

NOTES:

* Not recommended for use on exit devices with vertical rods.

Less Cylinder		List Price
LC	Less Cylinder	Deduct 60.00

Escutcheon Trims Pull & Flat Plates

Available in: 689, 690



Dummy Pull
QET325



Thumb Piece
QET365



Dummy Thumb Piece
QET367



Night Latch Pull
QET375



Gull Wing Pull
QET377



Flat Plate
QET390

Escutcheon Trims Pull & Flat Plates					List Price
Model/Series	Functions	Style	Cylinder Type	Qty	689, 690
QET325	Dummy Escutcheon Pull - ANSI 02	L	---	12	91.00
QET365*	Thumb Piece Escutcheon Pull - ANSI 05	L	Mortise	12	219.00
QET367	Dummy Thumb Piece Escutcheon Pull - ANSI 02	L	---	12	91.00
QET375*	Night Latch Escutcheon Pull - ANSI 03	L	Rim	12	91.00
QET377	Gull Wing Escutcheon Pull	L	Rim	12	37.00
QET390	Flat Escutcheon Plate - ANSI 01	L	---	12	49.00












NOTES:

* Not recommended for use on exit devices with vertical rods.

STANLEY

QET300 Series | Grade 1 | Standard Duty Exit Trims

OTHER PARTS & SCREW PACKS

	Description	Service Part #	Qty	List Price
	QET300 Series Screw Pack for Pull Plates - QET325 & QET375	8Q00134	1	1.30
	QET300 Series Cylinder Lock and Screw Pack for Thumb Piece Pulls - QET365	8Q00136	1	6.30
	QET300 Series Screw Pack, Cylinder Mounting Hardware & Square Pin for Escutcheon Trims - QET360, QET370, QET380	8Q00137	1	9.40
	QET300 Series Screw Pack & Square Pin for Escutcheon Trims - QET320 & QET330	8Q00206	1	5.20
	QET300 Series Cylinder Collar (Specify finish)	8Q00138	1	25.00
	QET300 Series Sex Nuts for Flat Plate - QET390 (Qty 2) (Specify finish)	8Q00139	1	6.30
	Rim Cylinder Tailpiece	8Q00140	1	2.40
	Rim Cylinder Tailpiece- Thick Door (Measures 2-3/8")	8Q00480	1	2.40
	Standard Cam for Mortise Cylinder	8Q00119	1	5.20
	Cam Mounting Screws for Mortise Cylinders (Qty 2)	8Q00118	1	1.30
	Rim Cylinder Retaining Cup	8Q00529	1	5.20