

9900 Series Mortise Lock Exit Device

90 Series Exit Devices



9900 Mortise Lock Exit Device

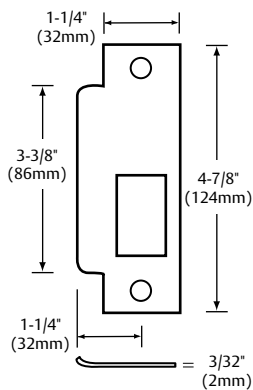
The 9900 Series exit devices are ordered with trim and shipped complete with the strike, screw packs and cylinder as required in one carton. The cross bars are cut to the correct length, based on door width.

Specifications

For Doors	Wood or metal. 1-3/4" (44.5mm) thick standard. Other door thickness, consult factory. 4-1/2" (114mm) minimum stile
Mounting	Supplied standard with wood and machine screws. Through-bolts available on order
Chassis Cover	Brass, bronze or stainless steel
Chassis	Nonferrous alloy
Crossbar	1" brass, bronze and stainless steel tubing. Specify 42- for reinforced cross bar
Hand	Handed, please specify hand when ordering
Mortise Lock	900 Series Mortise Lock, non-reversible
Dogging	Standard Allen key dogging
Strike	C908 standard for panic and fire rated
Fire Exit Hardware	See chart page 1

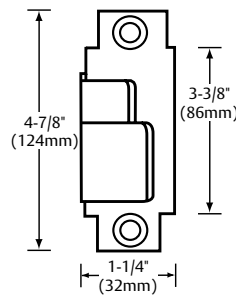
Copyright © 2006, 2009-2014, Sargent Manufacturing Company, an ASSA ABLOY Group company. All rights reserved. Reproduction in whole or in part without the express written permission of Sargent Manufacturing Company is prohibited.

C908 Strike



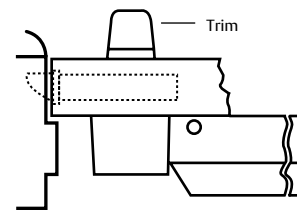
- Curved lip ANSI A115.1
- Handed. 1-1/4" lip standard
- Longer, lips in increments of 1/4" through 2-7/8" available
- Black nylon coated

815 Open Back Strike

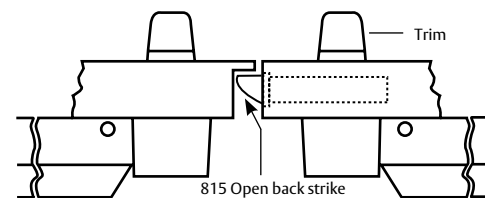


- ANSI A115.14 Open Back
- Beveled 1/8" in 2"
- Specify hand of active door
- "B" label
- Required for pairs of doors with 9700 and 9900 on pair
- Black nylon coated

Single Door





Pair of Doors



9900 Functions and Trims

90 Series Exit Devices

How to order:	Options 10-SG-	Series 99	Function 13	Trim ETL	Hand RHR	O/S Finish 26	I/S Finish 32	Door Width 36"	Options 9900
700 Series ET Trim									
	Exits with ET Trim, specify lever design after the ET designation (e.g., ETL)								
Lever Designs for ET Controls									
A, B, E, F, J, L, P, W	Also available with Coastal Series & Studio Collection Levers								
Note: Voltage must be specified for 73, 74, 75 & 76 function ET trims (12v or 24v)									
PRK Knob Trim									
	PRK Trim with K knob is through-bolted to the chassis.								
To order: PRK trim less exit device, Specify: 814-PRK for 04 function Specify: 810-PRK for 10 function Specify: 813-PRK for 13 function Specify: 825-PRK for 15 function									
SARGENT Function Numbers	ANSI Function Numbers	Description & Cylinder Info (1-3/4" Door)				ANSI Type 3 8900 Panic & Fire			
04	03	Night Latch Key Retracts Latch #46 Cylinder Supplied				9904 x ET_			
10	01	No outside Operation (No Cylinder)				9910			
10	02	No outside Operation (No Cylinder) ET Control is used as Pull Only				9910 x ET_			
13	08	Key Outside Unlocks/locks Trim #41 Cylinder Supplied				9913 x ET_			
15	14	Passage Only (No cylinder)				9915 x ET_			
75++		Electrified ET Trim - Fail Safe Power Off, Unlocks Lever, Key Retracts Latch #46 Cylinder Supplied				9975 x ET_			
76**		Electrified ET Trim - Fail Secure Power Off, Locks Lever, Key Retracts Latch #46 Cylinder Supplied				9976 x ET_			
Note: Exit devices are available in all standard finishes, except 14, 15, 26 & 26D. With these finishes, exit devices are supplied in 32 or 32D to match accordingly. For nickel finishes, specify 14/32 or 15/32D to receive nickel finished trims and stainless exit devices									
++ 75 Function without cylinder is available as a 73 Function									
** 76 Function without cylinder is available as a 74 Function									
04	03	Night Latch Key Retracts Latch #41 Mortise Cylinder Supplied				9904 x PRK			
10	02	No outside Operation PRK used as a Pull only				9910 x PRK			
13	08	Classroom Key Outside Unlocks/locks Trim #41 Mortise Cylinder Supplied				9913 x PRK			
15	14	Passage Only (No cylinder)				9915 x PRK			






Mechanical Options:
12-
23-
31-
36-
37-
42-
54-
76-
85-
86-
87-
CPC-
SC-
TB-
Cylinder Options:
10-
10-21-
10UL-
10-63-
11-
11-21-
11-60-
11-63-
11-64-
11-70-7P-
11-72-7P-
11-73-7P-
11-65-73-7P-
21-
22-
51-
52-
60-
63-
64-
70-
72-
73-
65-73-
65-73-7P-
73-7P-
81-
82-
F1-82-
83-
F1-83-
84-
BR-
LC-
*SC-
*SE-

* Options are not available with the following functions: 04 x ET, 75 & 76

Pull & Thumb Piece Trim Section

Trim Designations

- Use three letter designations (Ex "PTB") when ordering the exit device with trim
- Use the six digit designation (Ex "866-MAL") when ordering trim without an exit device, always specify finish & hand

SARGENT Function Numbers	ANSI Function Numbers	Description & Cylinder Info. (1-3/4" Door)	Series					9900 Panic & Fire
04	03	Night Latch-Key Retracts Latch #41 Cylinder Supplied						9904 x Trim Designation
10	02	No O/S Operation or Cylinder (Pull Only)	810-FLL	810-FLW	810-MAL	810-PTB	810-STB	9910 x Trim Designation
28	15	Passage Only (No cylinder)	828-FLL	828-FLW	828-MAL	828-PTB	828-STB	9928 x Trim Designation
63	05	Key Outside Unlocks/locks Trim #41 Cylinder Supplied	866-FLL	866-FLW	866-MAL	866-PTB	866-STB	9963 x Trim Designation

Available Finishes

SARGENT Finishes	BHMA Finishes
03	605
04	606
09	611
10	612
10BE	613
10BL	613E
14	614
15	618
20D	619
26	624
26D	625
32	626
32D	629
	630

Note: Thumb piece trims used with mortise lock exit devices are handed

Note: Thumb piece trims for 63 and 66 function devices are identical and are identified as 66 function when trim is ordered separately

Note: FLW trim is not available in 32(629) or 32D(630)