

9800 Series Rim Exit Device

90 Series Exit Devices



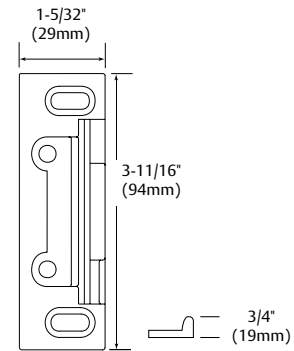
9800 Rim Exit Device

The 9800 Series exit devices are ordered with trim and shipped complete with the strike, screw packs and cylinder as required in one carton. The cross bars are cut to the correct length, based on door width.

Specifications

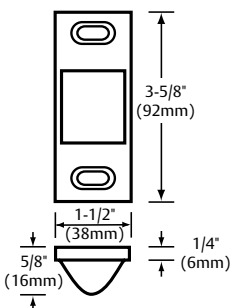
For Doors	Wood or metal. 1-3/4" (44.5mm) thick standard. 2-1/4" (57mm) thick on order. Other door thickness, consult factory. 4-1/8" (105mm) minimum stile
Mounting	Supplied standard with wood and machine screws. Through-bolts available on order
Chassis Cover	Brass, bronze or stainless steel
Chassis	Nonferrous alloy
Crossbar	1" brass, bronze and stainless steel tubing. Specify 42- for reinforced cross bar
Hand	Reversible
Dogging	Standard Allen key dogging
Strike	649 standard strike for panic and fire
Fire Exit Hardware	See chart page 1

649 Strike

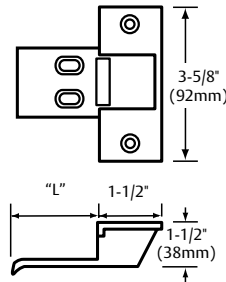


- For 9800 and 12-9800
- Supplied standard
- Surface applied
- Black nylon coated

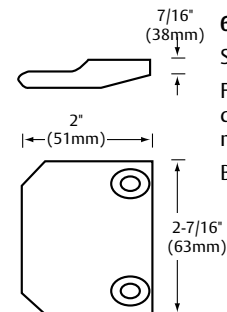
Alternate Strikes for Rim Devices 9800



613
Half mortised
Nylon coating on face plate only
Specify hardware finish



642
Full mortised
Dimension "L" equals door thickness plus 1/2"
Nylon coating on lip only
Specify hardware finish



644
Surface applied
For use on pairs of doors without mullion
Black nylon coated

9800 Functions and Trims

90 Series Exit Devices

How to order: Options 10-SG- Series 98 Function 13 Trim ETL Hand RHR O/S Finish 26D I/S Finish 32D Door Width 36"

700 Series ET Trim



Exits with ET Trim, specify lever design after the ET designation (e.g., ETL)

Lever Designs for ET Controls

A, B, E, F, J, L, P, W

Also available with Coastal Series & Studio Collection Levers

Note: Voltage must be specified for 73, 74, 75 & 76 function ET trims (12v or 24v)

PRK Knob Trim

PRK Trim with K knob is through-bolted to the chassis.



To order:

PRK trim less exit device,
Specify: 814-PRK for 04 function
Specify: 810-PRK for 10 function
Specify: 813-PRK for 13 function
Specify: 825-PRK for 15 function

SARGENT Function Numbers	ANSI Function Numbers	Description & Cylinder Info (1-3/4" Door)	ANSI Type 1 9800 Panic & Fire
04	03	Night Latch Key Retracts Latch #34 Cylinder Supplied	9804 x ET_
10	01	No outside Operation (No Cylinder)	9810
10	02	No outside Operation (No Cylinder) ET Control is used as Pull Only	9810 x ET_
13	08	Key Outside Unlocks/locks Trim #41 Cylinder Supplied	9813 x ET_
15	14	Passage Only (No cylinder)	9815 x ET_
73		Electrified ET Trim - Fail Safe Power Off, Unlocks Lever (No Cylinder)	9873 x ET_
74		Electrified ET Trim - Fail Secure Power Off, Locks Lever (No Cylinder)	9874 x ET_
75++		Electrified ET Trim - Fail Safe Power Off, Unlocks Lever, Key Retracts Latch #34 Cylinder Supplied NOT available with 12-9800 devices	9875 x ET_
76**		Electrified ET Trim - Fail Secure Power Off, Locks Lever, Key Retracts Latch #34 Cylinder Supplied NOT available with 12-9800 devices	9876 x ET_

Note: Exit devices are available in all standard finishes, except 14, 15, 26 & 26D. With these finishes, exit devices are supplied in 32 or 32D to match accordingly. For nickel finishes, specify 14/32 or 15/32D to receive nickel finished trims and stainless exit devices

SARGENT Function Numbers	ANSI Function Numbers	Description & Cylinder Info (1-3/4" Door)	ANSI Type 1 9800 Panic & Fire
04	03	Night Latch Key Retracts Latch #34 Rim Cylinder Supplied	9804 x PRK
10	02	No outside Operation PRK used as a Pull only	9810 x PRK
13	08	Classroom Key Outside Unlocks/locks Trim #34 Rim Cylinder Supplied	9813 x PRK
15	14	Passage Only (No cylinder)	9815 x PRK

Options

9800

Mechanical Options:

- 12-
 - 31-
 - 36-
 - 37-
 - 42-
 - 54-
 - 76-
 - 85-
 - 86-
 - 87-
 - CPC-
 - SG-
 - TB-
- ##### Cylinder Options:
- 10-
 - 10-21-
 - 10UL-
 - 10-63-
 - 11-
 - 11-21-
 - 11-60-
 - 11-63-
 - 11-64-
 - 11-70-7P-
 - 11-72-7P-
 - 11-73-7P-
 - 11-65-73-7P-
 - 21-
 - 22-
 - 51-
 - 52-
 - 60-
 - 63-
 - 64-
 - 70-
 - 72-
 - 73-
 - 65-73-
 - 65-73-7P-
 - 73-7P-
 - 81-
 - 82-
 - F1-82-
 - 83-
 - F1-83-
 - 84-
 - BR-
 - LC-
 - SC-
 - SE-

Pull & Thumb Piece Trim Section

Trim Designations

- Use three letter designations (Ex "PTB") when ordering the exit device with trim
- Use the six digit designation (Ex "866-MAL") when ordering trim without an exit device, always specify finish

Series

SARGENT Function Numbers	ANSI Function Numbers	Description & Cylinder Info. (1-3/4" Door)	814-FLL	814-FLW	814-MAL	814-PTB	814-ST5	862 Pull	9800 Panic & Fire
04	03	Night Latch Key Retracts Latch #34 Cylinder Supplied	814-FLL	814-FLW	814-MAL	814-PTB	814-ST5	862 Pull	9804 x Trim Designation
10	02	No O/S Operation or Cylinder (Pull Only)	810-FLL	810-FLW	810-MAL	810-PTB	810-ST5	862 Pull	9810 x Trim Designation
28	15	Passage Only (No cylinder)	828-FLL	828-FLW	828-MAL	828-PTB	828-ST5	N/A	9828 x Trim Designation
63	05	Key Outside Unlocks/ Locks Trim #34 Cylinder Supplied	866-FLL	866-FLW	866-MAL	866-PTB	866-ST5	N/A	9863 x Trim Designation

Note: Thumb piece trims for 63 and 66 function devices are identical and are identified as 66 function when trim is ordered separately

Note: FLW trim is not available in 32(629) or 32D(630)

Available Finishes

SARGENT Finishes	BHMA Finishes
03	605
04	606
09	611
10	612
10B	613
10BE	613E
10BL	614
14	618
15	619
20D	624
26	625
26D	626
32	628
32D	630