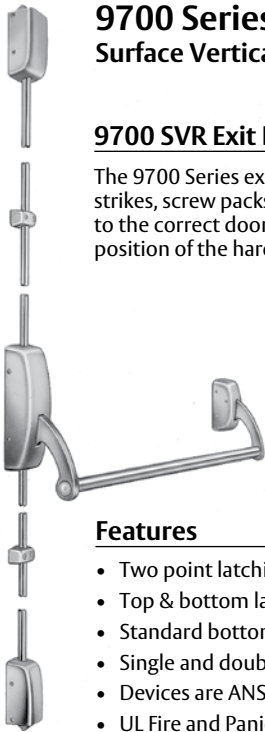


9700 Series Surface Vertical Rod Exit Device

90 Series Exit Devices

SARGENT®

ASSA ABLOY



9700 Series Surface Vertical Rod Exit Device

9700 SVR Exit Device

The 9700 Series exit devices are ordered with trim and shipped complete with the strikes, screw packs and cylinder as required in one carton. The cross bars are cut to the correct door width and vertical rods are made to order, based on mounting position of the hardware and opening height.

Features

- Two point latching (top and bottom of the door)
- Top & bottom latchbolt projection adjustable through center case
- Standard bottom latch compatible with latchtrack thresholds (by others)
- Single and double door applications
- Devices are ANSI A156.3 – 2008 Grade 1
- UL Fire and Panic listed
- Rods are 1/2" (13mm) brass, bronze or stainless steel

Specifications for 9700 Series Exit

For Doors	Wood or metal. 1-3/4" (44.5mm) thick standard. 2-1/4" (57mm) thick on order. Other door thickness, consult factory. 3" (76mm) minimum stile. Maximum door height 96"
Mounting	Supplied standard with wood and machine screws. Through-bolts available on order
Chassis Cover	Brass, bronze or stainless steel
Chassis	Nonferrous alloy
Crossbar	1" brass, bronze and stainless steel tubing. Specify 42- for reinforced cross bar
Hand	Non Handed
Dogging	Standard Allen key dogging
Strikes	646 top strike for panic & fire and 624 bottom strike for panic & 655 bottom strike for fire
Rod	1/2" brass, bronze or stainless steel
Fire Exit Hardware	See chart page 1
Opening Height	84" (2134mm) Standard

Inside Lever Assembly for 300 Series Aux Control



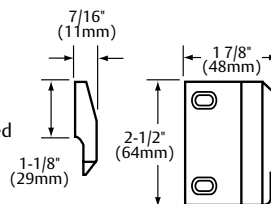
Attaches to top rod and engages with 300 Series Auxiliary Control. Packed standard with 306 and 313 Auxiliary Controls

Part # 97-2378

648 & 653 Strikes (Alternate Strikes for 9700 SVR Devices)

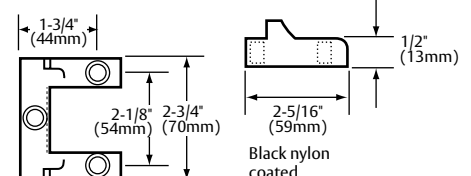
648 Strike

For doors having transom panel applications
Black nylon coated



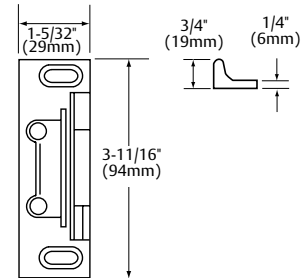
653 Strike

Alternate for 12-9700



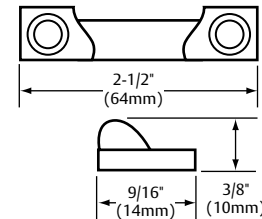
646 Top Strike

- Standard Top Strike for both Panic & Fire (12-) Hardware
- Surface applied to frame
- Black nylon coated
- Replaces 629 Strike



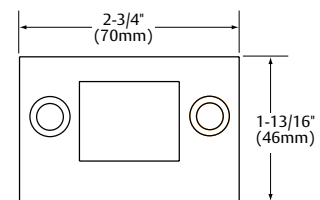
624 Bottom Strike

- Standard for 9700
- Applied to surface of floor or to a flat threshold
- Black nylon coated



655 Bottom Strike

- Standard bottom strike for 12-9700 and 14-9700
- Stainless steel
- Black nylon coated
- Replaces 647 Strike



Copyright © 2006, 2009-2014, Sargent Manufacturing Company, an ASSA ABLOY Group company. All rights reserved. Reproduction in whole or in part without the express written permission of Sargent Manufacturing Company is prohibited.

901281j 6/15/14

9700 Functions and Trims

90 Series Exit Devices

How to order:	Options 11-	Series 97	Function 13	Trim ETL	Hand RHR	O/S Finish 15	I/S Finish 32D	Door Width 36"	Door Height 84"	AFF 36"
----------------------	-----------------------	---------------------	-----------------------	--------------------	--------------------	-------------------------	--------------------------	--------------------------	---------------------------	-------------------

700 Series ET Trim



Exits with ET Trim, specify lever design after the ET designation (e.g., ETL)

Lever Designs for ET Controls

A, B, E, F, J, L, P, W

Also available with Coastal Series & Studio Collection Levers

Note: Voltage must be specified for 73 & 74 function ET trims (12v or 24v)

SARGENT Function Numbers	ANSI Function Numbers	Description & Cylinder Info. (1-3/4" Door)	ANSI Type 2 9700 Panic & Fire
06	09	Key unlocks Trim, Trim retracts latch/ Trim relocks when key is removed #41 Cylinder Supplied	9706 x ET_
10	01	No outside Operation (No Cylinder)**	9710
10	02	No outside Operation (No Cylinder)** ET Control is used as Pull Only	9710 x ET_
13	08	Key Outside Unlocks/locks Trim #41 Cylinder Supplied	9713 x ET_
15	14	Passage Only (No cylinder)	9715 x ET_
73		Electrified ET Trim - Fail Safe Power Off, Unlocks Lever (No Cylinder)**	9773 x ET_
74		Electrified ET Trim - Fail Secure Power Off, Locks Lever (No Cylinder)**	9774 x ET_

Note: Exit devices are available in all standard finishes, except 14, 15, 26 & 26D. With these finishes, exit devices are supplied in 32 or 32D to match accordingly. For nickel finishes, specify 14/32 or 15/32D to receive nickel finished trims and stainless exit devices

Note: AFF means Above Finished Floor, center line of rail Above Finished Floor

** Cylinder Override is available with a 306 Aux Control

Example Order: 9773F 12V x ETMG x 306 x RHR x 32D 36" w x 84" H

SARGENT Function Numbers	ANSI Function Numbers	Description & Cylinder Info. (1-3/4" Door)	9700 Panic & Fire
06	09	Key unlocks Trim, Trim retracts latch/ Trim relocks when key is removed #34 Rim Cylinder Supplied	9706 x PRK
10	02	No outside Operation PRK used as a Pull only	9710 x PRK
13	08	Classroom Key Outside Unlocks/locks Trim #34 Rim Cylinder Supplied	9713 x PRK
15	14	Passage Only (No cylinder)	9715 x PRK

PRK Knob Trim

PRK Trim with K knob is through-bolted to the chassis.



To order:

PRK trim less exit device, Specify: 813-PRK for 06 function
Specify: 810-PRK for 10 function
Specify: 813-PRK for 13 function
Specify: 825-PRK for 15 function

300 Series++ Auxiliary Control

300 Series Auxiliary Control



SARGENT Function Numbers	ANSI Function Numbers	Description & Cylinder Info. (1-3/4" Door)	9700 Panic & Fire
06	12	Key unlocks Turn; Turn retracts latch/ Turn relocks when key is removed #41 Cylinder Supplied	9710 x 306
13	11	Key Outside Unlocks/locks Turn #41 Cylinder Supplied	9710 x 313

Note: When ordering 9700 Series Exit Device x 300 Series Aux. Control, specify 10 Function for the exit. Example: 9710F x 306 x RHR x 32D x 42" x 90"

++ **Note:** Exit Devices must be mounted 38" AFF when used with a 300 Series Auxiliary Controls to meet ICC/ANSI A117.1-2003 Accessible & Usable Buildings and Facilities Code

Pull & Thumb Piece Trim Section

Trim Designations

- Use three letter designations (Ex "PTB") when ordering the exit device with trim
- Use the six digit designation (Ex "866-MAL") when ordering trim without an exit device, always specify finish

Series



9700 Panic & Fire

SARGENT Function Numbers	ANSI Function Numbers	Description & Cylinder Info. (1-3/4" Door)	810-FLL	810-FLW	810-MAL	810-PTB	810-ST5	9710 x Trim Designation
10	02	Pull Only (No Cylinder)**						9710 x Trim Designation
28	15	Passage Only (No cylinder)	828-FLL	828-FLW	828-MAL	828-PTB	828-ST5	9728 x Trim Designation
63	05	Key Outside Unlocks/locks Trim #34 Cylinder Supplied	866-FLL	866-FLW	866-MAL	866-PTB	866-ST5	9763 x Trim Designation

*** Cylinder Override is available with a 306 Aux Control

Note: Thumb piece trims for 63 and 66 function devices are identical and are identified as 66 function when trim is ordered separately

Note: FLW trim is not available in 32(629) or 32D(630)

ASSA ABLOY, the global leader in door opening solutions

1-800-727-5477 • www.sargentlock.com

Options	
9700	
Mechanical Options:	
12-	
14-	
31-	
36-	
37-	
42-	
54-	
76-	
85-	
86-	
87-	
CPC-	
SG-	
TB-	
Cylinder Options:	
10-	
10-21-	
10UL-	
10-63-	
11-	
11-21-	
11-60-	
11-63-	
11-64-	
11-70-7P-	
11-72-7P-	
11-73-7P-	
11-65-73-7P-	
21-	
22-	
51-	
52-	
60-	
63-	
64-	
70-	
72-	
73-	
65-73-7P-	
73-7P-	
81-	
82-	
F1-82-	
83-	
F1-83-	
84-	
BR-	
LC-	
SC-	
SE-	

Available Finishes

SARGENT Finishes	BHMA Finishes
03	605
04	606
09	611
10	612
10B	613
10BE	613E
10BL	614
14	618
15	619
20D	624
26	625
26D	626
32	629
32D	630