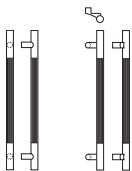


The crisp appearance of LineaMax creates a beautiful long door pull. Two post mounted styles — one with solid smooth ends and the other fully grooved are available in both straight and offset versions with any length required.

LineaMax™ long grooved pulls




Straight Pulls - Square Ends

Pull No.	Diameter	CTC
RM3701	1 1/4"	36" to 96"
RM3702	1 1/2"	36" to 96"

Offset Pulls - Square Ends

Pull No.	Diameter	CTC
RM3711	1 1/4"	36" to 96"
RM3712	1 1/2"	36" to 96"

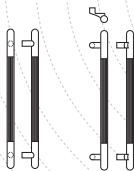


Straight Pulls - Square Ends

Pull No.	Diameter	CTC
RM3721	1 1/4"	36" to 96"
RM3722	1 1/2"	36" to 96"

Offset Pulls - Square Ends

Pull No.	Diameter	CTC
RM3731	1 1/4"	36" to 96"
RM3732	1 1/2"	36" to 96"




Straight Pulls - Round Ends

Pull No.	Diameter	CTC
RM3751	1 1/4"	36" to 96"
RM3752	1 1/2"	36" to 96"

Offset Pulls - Round Ends

Pull No.	Diameter	CTC
RM3761	1 1/4"	36" to 96"
RM3762	1 1/2"	36" to 96"



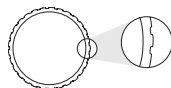
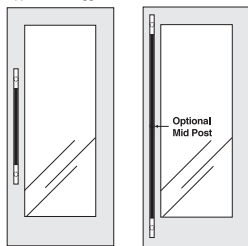
Straight Pulls - Round Ends

Pull No.	Diameter	CTC
RM3771	1 1/4"	36" to 96"
RM3772	1 1/2"	36" to 96"

Offset Pulls - Round Ends

Pull No.	Diameter	CTC
RM3781	1 1/4"	36" to 96"
RM3782	1 1/2"	36" to 96"

Application Suggestions



Tube Detail

Base Metal: Brass, bronze, stainless steel

Options: • For optional mid-post, suffix the product number with "MP" (example: RM3721MP).
• Over 96" available on select finishes.

© 2011 & 2006 Rockwood Manufacturing Company