








Checklist for Entry Door Systems

Many details come together to create the perfect Entry Series door system. Follow this important checklist to ensure your order is complete and the end result is exactly as you imagined.

PRODUCT

1. Choose door/frame pairing: (steel or fiberglass door, paired with wood or composite frame)

<input type="checkbox"/> ECON	<input type="checkbox"/> BASIC	<input type="checkbox"/> MAV	<input type="checkbox"/> DAK	<input type="checkbox"/> TITAN	<input type="checkbox"/> WHPC	<input type="checkbox"/> WHPLUSC
						
<small>Primed Grey Steel Slab Wood Frame</small>	<small>High Definition Steel Slab Wood Frame</small>	<small>Smooth White Fiberglass Slab Wood Frame</small>	<small>High Definition Steel Slab Composite Frame</small>	<small>Smooth White Fiberglass Slab Composite Frame</small>	<small>High Definition Steel Slab Rabbeted Wood Frame</small>	<small>Smooth White Fiberglass Slab Rabbeted Wood Frame</small>

STYLE

2. Choose door design:

- 6 Panel
 Vent
 Sunburst
 9 Lite Internal
 Mini-Blinds
 4 Lite External
 1 Lite
 Pear
 Nouveau
 Bristol
 Simplicity
 Fairview
 Cutout to 23x37

* Economy available in 6 Panel only

SIZE

3. Choose door size:

- Width:**
 2/8 (32")
 2/10 (34")
 3/0 (36")
 |
 Height:
 6/8 (80")

* Economy available in 2/8 and 3/0 only

JAMB & BRICK-MOULD

6A. Choose jamb depth:

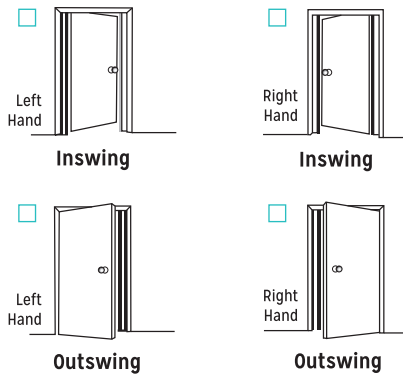
- 4-9/16"
 6-9/16"

6B. Default brickmould: 180 step

- Attached brickmould
 Shipped loose
 Brickmould not required

CONFIGURATION

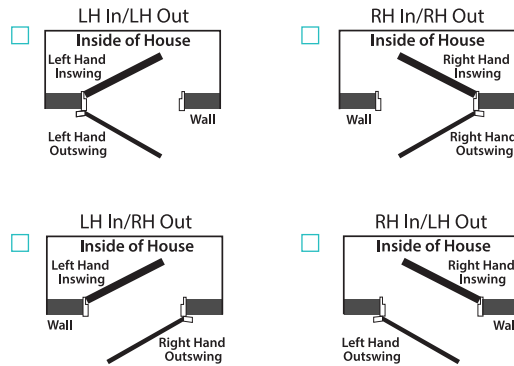
4. Choose your door system configuration:



(As viewed from outside)

* Economy available in inswing only

Workhorse Combo/Plus door system configuration:



ADD-ONS

5. Choose your add-ons:

- Commercial Sill
 Commercial Sweep
 DS124 Sweep
 Self-Closing Hinges
 Door Viewer
 PH5900 Slimline Brickmould
 No Brickmould

* Add-ons only available with Workhorse Combo, Workhorse Combo Plus and 6 panel designs.

MACHINING

8. Choose desired hardware drilling prep:

- SD (Single Drill)
 DD (Double Drill)

* Economy only available in Single Drill

Customer Signature: _____ Date: _____

Store Name or #: _____ Tag: _____ PO #: _____