



**2018 Full Line Catalogue**



Dear Home Products Buyer,

It is always exciting for the ODL team to bring you, our valued customers, the new edition of our Full Line Catalogue. Not only does it bring the excitement of a new year, but it also means that we have new products to introduce to you. For over 70 years, we have been “Building Value Into Building Products” and 2018 is no exception.

As an industry leader in decorative doorglass, we are continually assessing the marketplace and driving innovation with new processes and materials. Created by industrial design firm, Observatory, our new **Dialogue Layered Glass** embraces a new layered print process. Each of the six designs takes on a personality of its own as layers of glass interact with one another, with light, and with movement. We know that privacy is important in decorative doorglass and this collection offers a range of privacy levels to meet every homeowner’s need. Turn to page 106 to learn more about this innovative product and choose the designs for your 2018 program.


We’ve also expanded our **Destination Doorglass Collection** with three new designs for 2018, **Jardin**, **Nordic**, and **Summit**. We’ve learned through our research that doorglass trends change over time, but one thing doesn’t change. Home is our final destination: it is the place that we share with those we love, where we can relax, where we feel safe. Destination Doorglass decorative designs provide high visual privacy with beautiful, minimalist aesthetics that will reflect the uniqueness of our home and style. Turn to pages 12-17 to see these new designs.

In 2017, we launched our **Simulated Divided Light** offering with Evolve® frame. This manufacturing enhancement makes ODL the first doorglass manufacturer to use injection moulded frames—a process by which the SDL bar and the frame are created together, rather than applying the SDL bar to the glass and frame separately. This makes the frame easier to install and less likely to warp or separate from the frame, which also enhances the appearance at an attractive price point. To further build this product offering, we will be adding two textured glass options. In 2018, Rain Low-E and Baroque Low-E glass will be new options in traditional SDL sizes. Additional information can be found starting on page 124.

We are excited to offer these new product additions to you in 2018 and continue to make homes better through high-performance and beauty. We truly value your continued partnership with ODL and wish you a successful year ahead.

Shine!

Jeff Mulder  
President and CEO  
ODL, Inc.



**new** Nordic Doorglass Design, p. 14-15



**new** Dialogue Layered Glass, p. 106-115



**new** Metallist Custom Doorglass, p. 118-119



**new** Simulated Divided Light with Textured Glass, p. 124-127

## Table of Contents

- We Make Your Life Better ..... 4-5
- We Know Doorglass..... 6-7
- Decorative Doorglass Overview ..... 8-9

### Decorative Doorglass

- Contemporary Style ..... 10-35
- Perspectives Textured Doorglass ..... 36-55
- Spotlights® ..... 56-59
- Craftsman Style ..... 60-73
- Old World Style ..... 74-85
- Classic Style ..... 86-105
- new** Dialogue Layered Glass ..... 106-115

### Custom Doorglass

- Design Your Own Doorglass..... 116-117
- new** Metallist Custom Doorglass..... 118-119

- Enclosed Blinds ..... 120-121
- Triple-Glazed Blinds ..... 122-123
- new** Simulated Divided Lights..... 124-127
- Grilles Between Glass..... 128-135
- Vents ..... 136-137
- Clear Doorglass & External Grilles..... 138-143
- Frame Selection ..... 144-145
- Blink Blinds + Glass ..... 146-147
- Brisa Retractable Screen Door ..... 148-149
- Add-On Enclosed Blinds..... 150-151
- Doorglass Selection Matrix ..... 152-155

# Quality. Service. Innovation.

## Over 70 Years of Building Value Into Building Products

For many years, ODL's corporate mission has been Building Value into Building Products. We also believe our purpose is to build value for your business by making products that improve your customers' homes, from providing privacy to adding a beautiful touch to an entryway.

We're committed to building value through innovations in materials and manufacturing processes. In the 1970s, we embraced a new technology as we shifted from producing wooden frames to producing injection-moulded frames—an innovation at the time. ODL continues to keep its sights on what is ahead.

We also build value into our products through research and design. From the introduction of our TriSYS® frame system in 2010 to the inventive and beautiful Dialogue Layered Glass line in 2018, ODL researches trends and technologies to produce products for the times—and sometimes designs that push the times.

But we build value into more than just our products. We are committed to excellent service, defect-free products, and on-time delivery so that you can confidently represent ODL.

A 20-year warranty on our glass seals is evidence that we stand behind the products we make—and so can you.



ODL has specialized in doorglass for over 70 years, and we've grown to be a worldwide leader in the doorglass industry with a reputation for high-quality products and high-quality service. Every day, we work hard to earn that reputation. That is how we will continue to build the products that build value for your business.

**TriSYS Frame System**



**Evolve® Frame**



**Enclosed Blinds**



**Brisa Retractable Screens**





**Spotlights® Doorglass**



**Perspectives Textured Doorglass**



**Simulated Divided Light with Textured Glass**



**Dialogue Layered Glass**





# We Know Doorglass

## This is what ODL does.

That experience is evident in the quality of handcrafted glass, cut and shaped in a range of styles to match a diversity of homeowner's design preferences across the country. ODL's experience is also reflected in the quality of doorglass construction: two panels of tempered safety glass, insulated for air- and water-tight performance. When you look at any one of our decorative doorglass products, you see a cohesive design, but many individual elements come together to create that design.

## Light & Privacy Levels

Each doorglass design varies in the amount of light it transfers and privacy it affords. We assign a numerical privacy level to each doorglass, from a 0 for low-privacy transparent glass to a 10 for high-privacy opaque glass.

Privacy Level = 8



## Price Level

Homeowners can also select decorative doorglass in a price range that suits their budget. Four levels, from the higher range Group A to the lower range Group D, are offered based on doorglass design and materials.



### Low-E Doorglass

Available with a hard coat finish.



### Low-E + Doorglass

Available with a soft coat finish.



### Energy Star® Certified

When used with an Energy Star certified door or sidelight.



### Custom Doorglass

Families shown with this icon are customizable.

## Glass Textures

The texture and surface of handcrafted glass offers you aesthetic elements such as depth, dimension, and contrast. It also contributes to light and privacy levels.



## Finishes

Doorglass finishes, also known as caming, refer to the metal work that joins together the glass elements. Finishes are an important consideration, as they contribute a good deal of the visual style of your doorglass design. We offer a wide selection of finishes for each design to give homeowners options for matching door hardware, light fixtures, or interior furnishings.



## Shapes, Sizes and Configurations

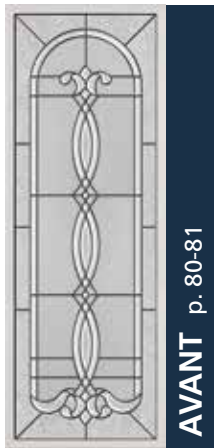

Our doorglass designs are offered in several sizes from a partial-view to a full-view glass door. We also offer sidelight and transom glass. A selection of shapes, as well, offers plenty of options to meet your design preference and amount of natural light you're looking for.



Decorative glass is handmade by skilled craftsman, and it is subject to variation. Each piece of glass is cut and individually positioned into the caming to create the decorative design. In the tradition of decorative glass creation, glass fits into the caming but is not cemented into the caming. Therefore the decorative glass panel is subject to some movement and sound (usually more of a "tinkling" sound); this is not considered a defect.

# Decorative Doorglass


## Overview



**AVANT** p. 80-81




**BRISTOL** p. 98-99



**CADENCE** p. 88-89



**CATALINA** p. 82-83



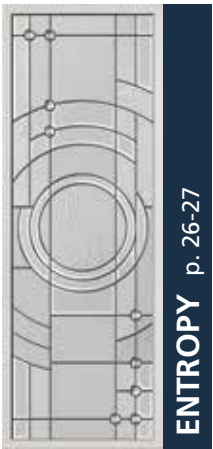
**COURTYARD** p. 18-19



**CROSSLINES** p. 34-35



**CROSSWALK** p. 20-21



**ENTROPY** p. 26-27



**EXPRESSIONS** p. 90-91



**GRACE** p. 100-101



**GREENFIELD** p. 62-63




**HEIRLOOMS** p. 94-95



**IMPRESSIONS** p. 30-31




**JACINTO** p. 78-79



**JARDIN** p. 12-13



**MADISON** p. 70-71



**MAJESTIC** p. 102-103



**MEDITERRANEAN** p. 84-85





**BANTER** p. 110



**BRAINSTORM** p. 111



**CHATTER** p. 112



**CONVERSE** p. 113



**REPARTEE** p. 114

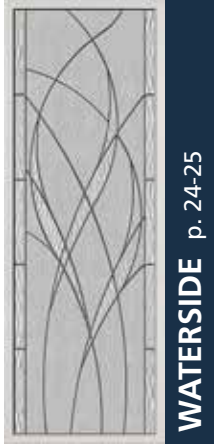


**WHISPER** p. 115

## New Dialogue Layered Glass




**TRACE** p. 104-105



**WATERSIDE** p. 24-25



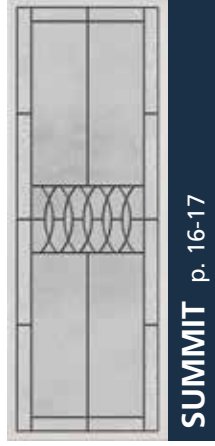
**PARKWAY** p. 22-23



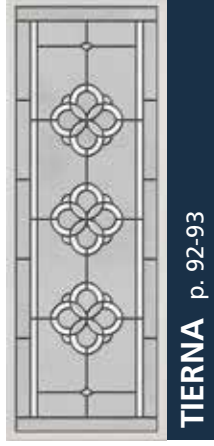
**RADIANT HUES** p. 32-33



**RENEWED IMPRESSIONS** p. 28-29



**SUMMIT** p. 16-17



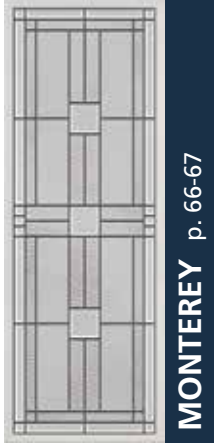
**TIERNA** p. 92-93



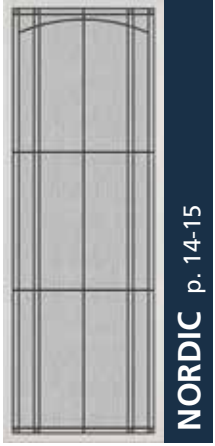
**TOPAZ** p. 72-73




**MOHAVE** p. 68-69



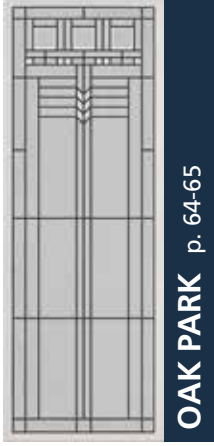
**MONTEREY** p. 66-67




**NORDIC** p. 14-15



**NOUVEAU** p. 96-97



**OAK PARK** p. 64-65



**PARIS** p. 76-77








# Contemporary Style Doorglass

Refreshing styles for today.

Our Contemporary Collection is for the homeowner who lives in the now. This collection reflects a modern design sensibility with its sleek styles and sculptural forms, quiet patterns and bold statements—all with an appropriately contemporary twist. Perfect for keeping your home's entryway fresh and current.






Jardin

## Destination Doorglass Collection

### Jardin Doorglass Design

An arctic glass interior surrounded by squares of delightful textures makes Jardin a classic choice. Jardin offers a high privacy level.



- 1 Granite Glass
- 2 Clear Softwave
- 3 Seedy Glass
- 4 Cubed Glass
- 5 Streamed Glass
- 6 Arctic Glass
- 7 Satin Nickel Caming

Privacy Level



22x64



22x48



22x36



7x64 | 8x64



8x48



8x36




Nordic

## Destination Doorglass Collection

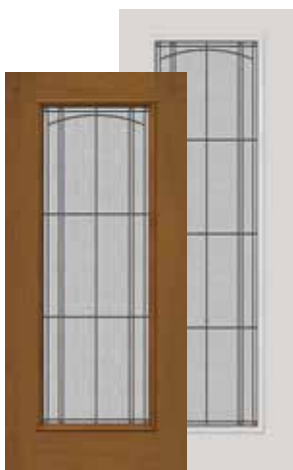
# Nordic Doorglass Design

The elegant, sweeping lines of Nordic combine bold patina coming with subtle glass textures. Nordic offers a high privacy level.



- 1 Seedy Glass
- 2 Grey Softwave Glass
- 3 Streamed Glass
- 4 Patina Coming

Privacy Level




22x64 | 22x80



22x48



22x36



7x64 | 8x80  
8x64



8x48



8x36




Summit



## Destination Doorglass Collection

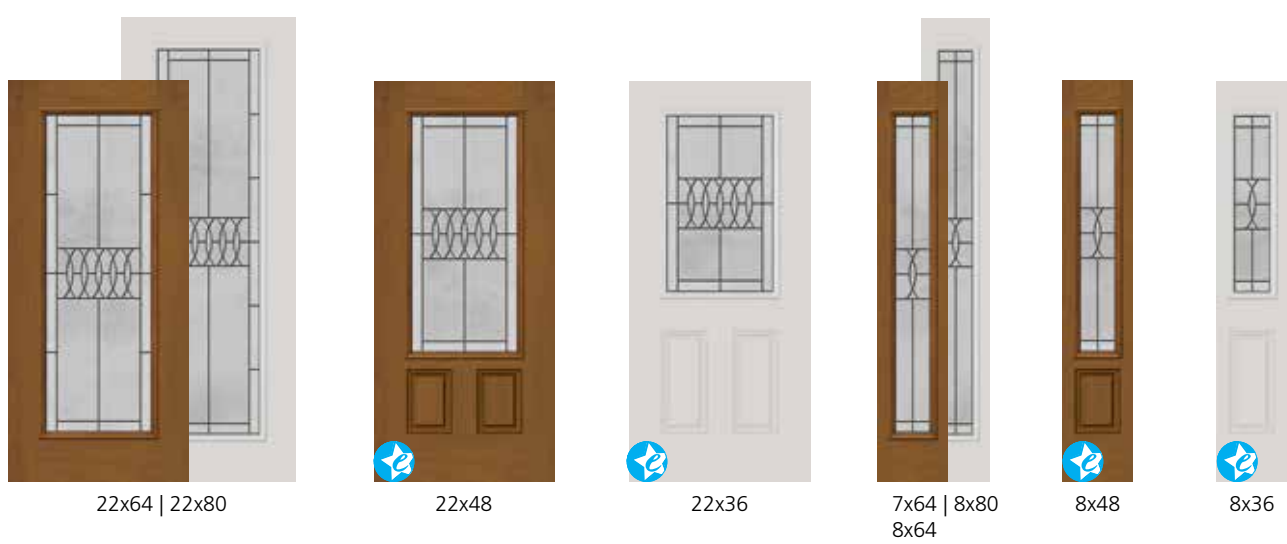
# Summit Doorglass Design

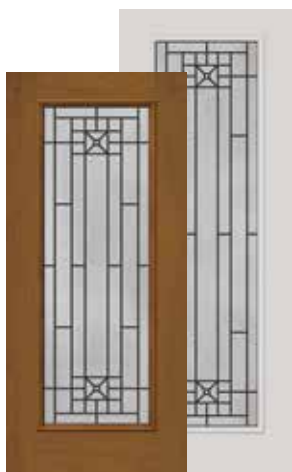
Curves and angles, arcs and rectangles combine harmoniously to create Summit glass. Summit offers a high privacy level.



- 1 Glue Chip Glass
- 2 Micro-Iced Granite Glass
- 3 Patina Caming

Privacy Level





22x64 | 22x80



22x48



22x36




25x15.25 | 22x15.25

## Destination Doorglass Collection

# Courtyard Doorglass Design

The strong yet subtle fretwork of Courtyard is as current today as it was over 100 years ago. Courtyard offers a high privacy level.




**1 Granite Glass**

**2 Patina Caming** 

Privacy Level



8x64



7x64 | 8x80  
8x64



8x48



8x36

Note: Model 800 series Craftsman frames are a flat profile that is different from the traditional profile. Please note this when matching with sidelights.



Crosswalk



22x64 | 22x80



22x48



22x36




25x15.25 | 22x15.25

## Destination Doorglass Collection

# Crosswalk Doorglass Design

Modern design comes to life through strong linear lines interrupted by bold pops of grey glass. Crosswalk's look is abstract, modern, and stylish. Crosswalk offers a high privacy level.



- 1 Micro-Iced Granite Glass
- 2 Grey Softwave Glass
- 3 Clear Softwave Glass
- 4 Nickel Caming 

Privacy Level



8x64

7x64 | 8x80  
8x64

8x48

8x36

Note: Model 800 series Craftsman frames are a flat profile that is different from the traditional profile. Please note this when matching with sidelights.



Parkway



22x64 | 22x80



22x48



22x36




25x15.25 | 22x15.25

Note: Model 800 series Craftsman frames are a flat profile that is different from the traditional profile. Please note this when matching with sidelights.

## Destination Doorglass Collection

# Parkway Doorglass Design

Create symmetry in a home's entrance. A centre stripe of streamed glass divides the evenly balanced Parkway glass. Parkway offers a high privacy level.



- 1** Micro-Iced Granite Glass
- 2** Streamed Glass
- 3** Nickel Caming - 3/8" Horizontal, 7/32" Vertical

Privacy Level



Note: Model 800 series Craftsman frames are a flat profile that is different from the traditional profile. Please note this when matching with sidelights.



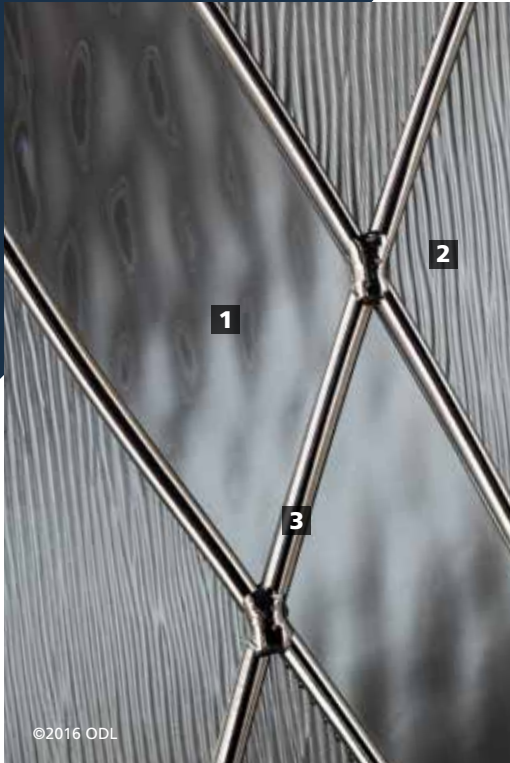
**Waterside**



## Destination Doorglass Collection


# Waterside Doorglass Design

Natural, free-flowing movement extends the length of Waterside and brings to mind a flowing river or grasses swaying in the breeze. Waterside offers a high privacy level.



**1** Clear Softwave Glass

**2** Streamed Glass

**3** Black Chrome Caming 

Privacy Level




22x64 | 22x80  
20x64



22x48



22x36



7x64 | 8x80  
8x64



8x48



8x36



Entropy

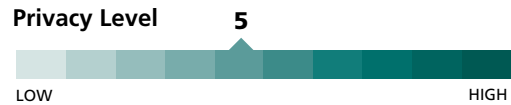
# Entropy

## Doorglass Design

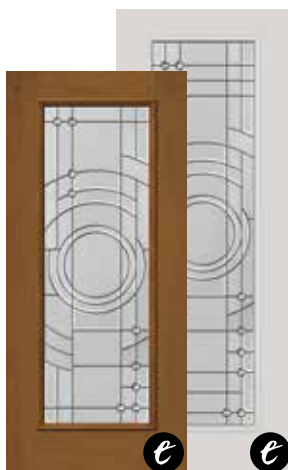
Sweeping, fluid forms define Entropy and your Contemporary design preferences. Circular patterns and a black chrome finish add a dramatic flair, and clear, translucent, and textured glass provides a medium privacy level.




- 1 Clear Bevels
- 2 Clear Seedy Bevels
- 3 Granite Glass
- 4 Clear Renaissance Glass
- 5 Black Chrome Caming




### Price Group A



\*22x64 | \*22x80  
20x64



\*7x64L | \*7x64R  
8x64L | 8x64R



8x80L | 8x80R

\*Available in Low-E glass.



Renewed Impressions



22x64 | 22x80



15.63x39.5

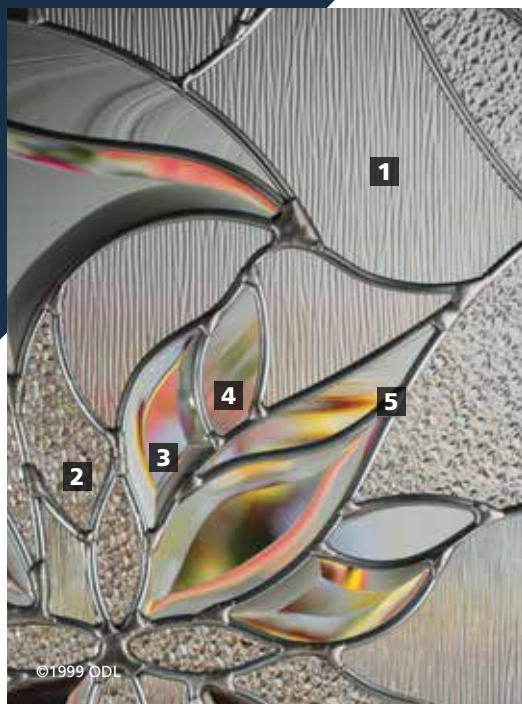


22x36

# Renewed Impressions

## Doorglass Design

The sweeping floral patterns of our signature Impressions decorative glass are elegantly refreshed with nickel caming to create Renewed Impressions. The Contemporary design's textured surface offers a high privacy level.



- 1 Streamed Glass
- 2 Iced Granite Glass
- 3 Clear Bevels
- 4 Clear Renaissance Glass
- 5 Nickel Caming

Privacy Level



### Price Group B



Sunburst



\*7x64 | \*8x80  
8x64



8x36



Impressions



22x64 | 22x80



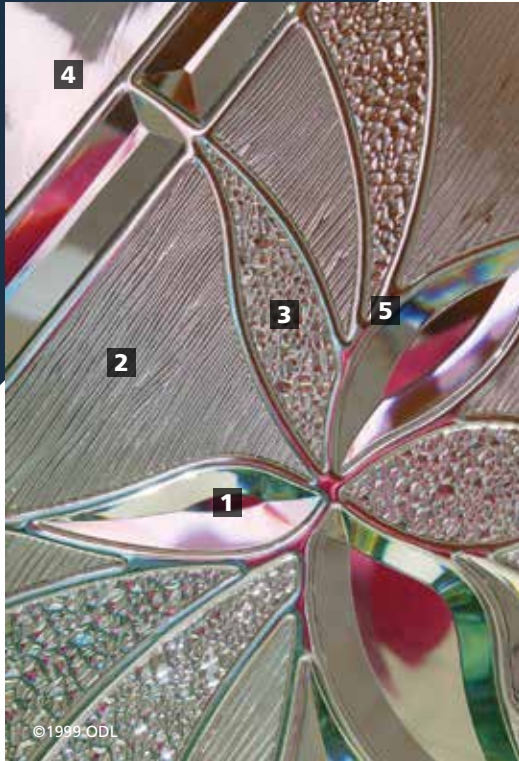
15.63x39.5



22x36

# Impressions Doorglass Design

First impressions are lasting impressions. And with Impressions doorglass, they also communicate your design panache and your home's Contemporary aesthetic. Sweeping floral patterns create a beautiful entryway and provide a high privacy level.



- 1 Clear Bevels
- 2 Streamed Glass
- 3 Iced Granite Glass
- 4 Clear Renaissance Glass
- 5 Cast Resin

Privacy Level



## Price Group B



Sunburst



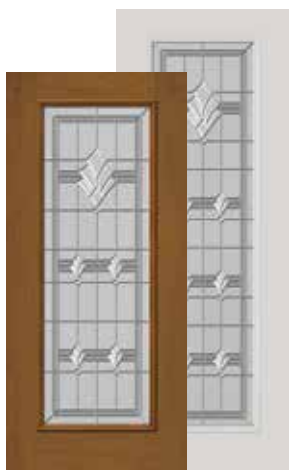
7x64 | 8x80  
8x64



8x36



Radiant Hues



22x64 | 22x80  
20x64



22x48



15.63x39.5



22x36  
20x36



# Radiant Hues

## Doorglass Design

Radiant Hues appeals to your appreciation for both striking and subtle design. Geometric grids, beveled prisms, and a nickel finish give your entryway a Contemporary and quiet elegance. Radiant Hues has a low privacy level.




- 1 Clear Renaissance Glass
- 2 Grey Renaissance Glass
- 3 Clear Bevels
- 4 Nickel Caming




### Price Group C



8x42



7x64 | 8x80  
8x64



8x48



8x36




Crosslines

# Crosslines

## Doorglass Design

Etched stripes and frosted glass with a high privacy level.



### 1 Silkscreen

Privacy Level



### Price Group D



22x64  
20x64



7x64






# Perspectives


## Textured Doorglass

A view. A viewpoint. A city skyline.  
An attraction to cultural artifacts.  
A swirl of clouds. A cosmopolitan sensibility.  
A colourful marketplace. An appreciation  
for tradition and trends. The front door of  
your home. A perspective of what lies beyond.

ODL considered views and viewpoints from around the world as we designed our Perspectives line. Textures, colours, patterns, terrain, objects, cultural influences—all led to this diverse collection of privacy glass styles for your entry door.



GEO-TEX p. 42



LINEN p. 44




MICRO-GRANITE p. 46




MOSAIC p. 48




RAIN p. 50




STREAMED p. 52



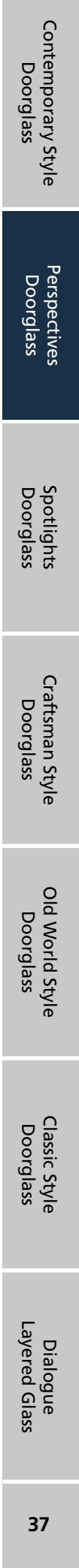
VAPOUR p. 54



BLANCA p. 38



CUMULUS p. 40





Blanca



22x64 | 22x80  
20x64



14x64



22x48



22x36  
20x36

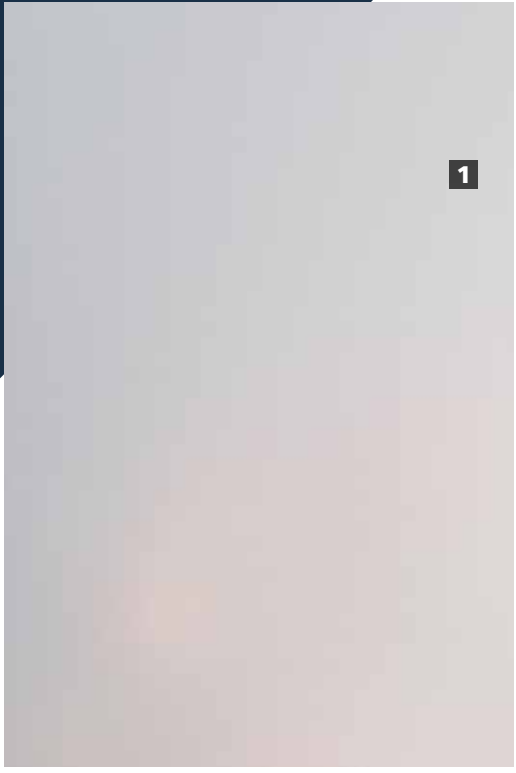


25x15.25 | 22x15.25  
21.3x16 | 21.3x16

Note: Model 800 series Craftsman frames are a flat profile that is different from the traditional profile. Please note this when matching with sidelights.

# Blanca

## Textured Doorglass



Offering a high level of privacy and an understated backdrop, Blanca has a frosted, slightly stippled surface. Available in Clear or Low-E glass.

Textured surface enclosed in glass.

### 1 Blanca Silk Screened Glass

#### Privacy Level



25x15.25 | 21.3x16  
22x15.25 | 21.3x16

25x15.25 | 21.3x16  
25x15.258 | 21.3x16

7x64 | 8x80  
8x64

8x64

8x48

8x36

7x15.25

Note: Model 800 series Craftsman frames are a flat profile that is different from the traditional profile. Please note this when matching with sidelights.



Cumulus



22x64 | 22x80  
20x64



22x48



22x36  
20x36



25x15.25 | 22x15.25  
21.3x16 | 21.3x16

Note: Model 800 series Craftsman frames are a flat profile that is different from the traditional profile. Please note this when matching with sidelights.



# Cumulus Textured Doorglass

Whether soft wisps of clouds or a 30,000-foot view of mountainous terrain, Cumulus takes a view from afar and brings in down to earth in your entryway door. Offers a high privacy level.

Textured surface exposed to the inside of the home.



## 1 Cumulus Textured Glass


Privacy Level



Note: Model 800 series Craftsman frames are a flat profile that is different from the traditional profile. Please note this when matching with sidelights.



Geo-Tex



22x64 | 22x80  
20x64



22x48



22x36  
20x36



25x15.25 | 22x15.25  
21.3x16 | 21.3x16

Note: Model 800 series Craftsman frames are a flat profile that is different from the traditional profile. Please note this when matching with sidelights.

# Geo-Tex Textured Doorglass

Geo-Tex's highly textured, geometric pattern is reminiscent of the pottery of Native Americans or weavings found in Moroccan markets. It has a strong symmetrical appearance and high level of privacy for your entryway.

Textured surface exposed to the inside of the home.



## 1 Geo-Tex Textured Glass

Privacy Level




7x64 | 8x80  
8x64

8x64

8x48

8x36

Note: Model 800 series Craftsman frames are a flat profile that is different from the traditional profile. Please note this when matching with sidelights.



Linen



22x64 | 22x80



22x48



22x36  
20x36




25x15.25 | 22x15.25  
21.3x16 | 21.3x16

Note: Model 800 series Craftsman frames are a flat profile that is different from the traditional profile. Please note this when matching with sidelights.

# Linen

## Textured Doorglass



Whether reminiscent of a soft linen shirt or an elegantly embroidered linen tablecloth, Linen's lightly etched glass and woven pattern complement casual or formal entryway designs. The translucent white glass and soft moiré of Linen's threads give it a high privacy level.

Textured surface exposed to the inside of the home.

### 1 Acid Etched Glass

#### Privacy Level



Note: Model 800 series Craftsman frames are a flat profile that is different from the traditional profile. Please note this when matching with sidelights.



Micro-Granite



22x64 | 22x80  
20x64



14x64



22x48



22x36  
20x36



25x15.25 | 22x15.25  
21.3x16 | 21.3x16



25x15.25 | 21.3x16  
22x15.25 | 21.3x16

Note: Model 800 series Craftsman frames are a flat profile that is different from the traditional profile. Please note this when matching with sidelights.

# Micro-Granite

## Textured Doorglass

Just as its name implies, Micro-Granite blends texture and pattern to create a surface reminiscent of small textured polished pebbles. It provides a high level of privacy

Textured surface enclosed in glass.




### 1 Micro-Granite Textured Glass

Privacy Level



Note: Model 800 series Craftsman frames are a flat profile that is different from the traditional profile. Please note this when matching with sidelights.



Mosaic



22x64 | 22x80  
20x64



14x64



22x48



22x36  
20x36

Note: Model 800 series Craftsman frames are a flat profile that is different from the traditional profile. Please note this when matching with sidelights.



# Mosaic

## Textured Doorglass

Mosaic finds inspiration in the cobblestone streets of historic villages and the soft reflections of a stony stream bed. The result is an angular, subtle pattern of light and a high level of privacy in your home's entrance.

Textured surface exposed to the inside of the home.



### 1 Mosaic Textured Glass

Privacy Level



25x15.25 | 22x15.25  
21.3x16 | 21.3x16

7x64 | 8x80  
8x64

8x64

8x48

8x36

Note: Model 800 series Craftsman frames are a flat profile that is different from the traditional profile. Please note this when matching with sidelights.



Rain



22x64 | 22x80  
20x64



14x64



22x48



15.63x39.5




22x38



22x36  
20x36

Note: Model 800 series Craftsman frames are a flat profile that is different from the traditional profile. Please note this when matching with sidelights.



# Rain

## Textured Doorglass

All that's missing is the patten of raindrops. Rain features a vertical pattern and textured surface that create the illusion of rain trickling down a window. It offers a high level of privacy.

Textured surface enclosed in glass.

### 1 Rain Textured Glass

Privacy Level



Note: Model 800 series Craftsman frames are a flat profile that is different from the traditional profile. Please note this when matching with sidelights.



Streamed



22x64 | 22x80  
20x64



14x64



22x48



22x36  
20x36



25x15.25 | 22x15.25  
21.3x16 | 21.3x16

Note: Model 800 series Craftsman frames are a flat profile that is different from the traditional profile. Please note this when matching with sidelights.

# Streamed Textured Doorglass

The pronounced vertical pattern and strong ribbed texture of Streamed creates the illusion of the organic flow of water in your entryway. Offers a high level of privacy. Textured surface exposed to the inside of the home.



## 1 Streamed Textured Glass


### Privacy Level



25x15.25 | 21.3x16  
22x15.25 | 21.3x16



7.5x18.5



7x64 | 8x80  
8x64



8x64



8x48



8x36

Note: Model 800 series Craftsman frames are a flat profile that is different from the traditional profile. Please note this when matching with sidelights.



Vapour



22x64 | 22x80  
20x64



22x48



22x36  
20x36




25x15.25 | 22x15.25  
21.3x16 | 21.3x16

Note: Model 800 series Craftsman frames are a flat profile that is different from the traditional profile. Please note this when matching with sidelights.

# Vapour Textured Doorglass

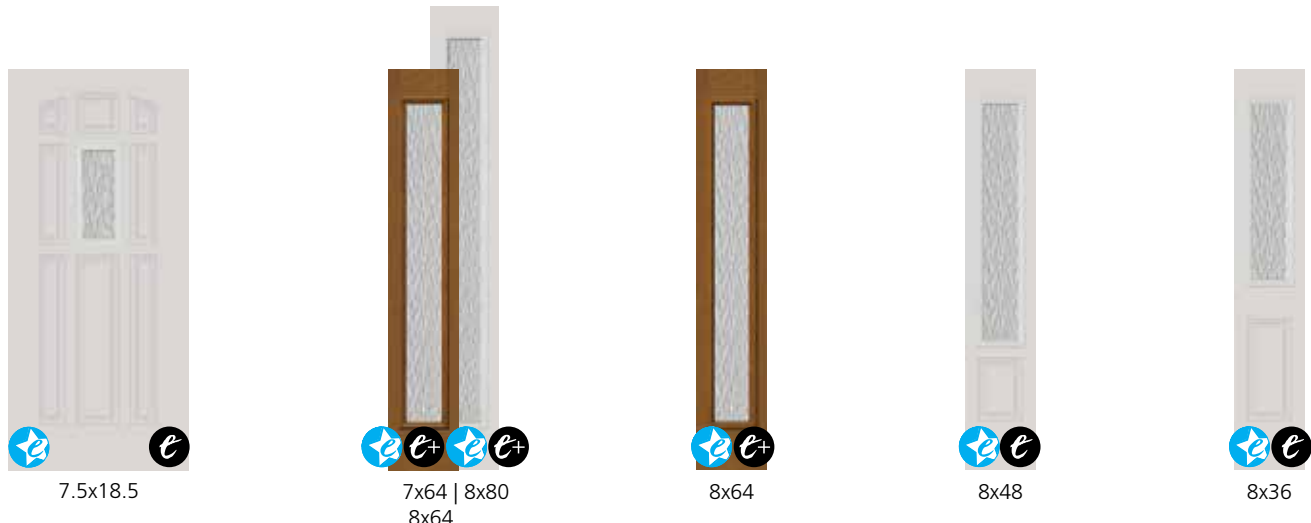
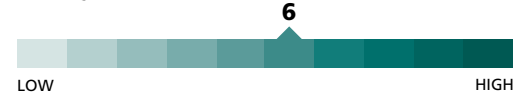
Reminiscent of Northern Lights, Vapour creates an ethereal play of light and shadow and a medium level of privacy for your entryway.

Textured surface exposed to the inside of the home.



## 1 Vapour Textured Glass

### Privacy Level



Note: Model 800 series Craftsman frames are a flat profile that is different from the traditional profile. Please note this when matching with sidelights.





Contemporary Style  
Doorglass

Perspectives  
Doorglass


Spotlights  
Doorglass

Craftsman Style  
Doorglass

Old World Style  
Doorglass

Classic Style  
Doorglass

Dialogue  
Layered Glass



# Spotlights® Doorglass

Put the spotlight on...your style,  
your price, your architectural expression,  
your entry door, your home.

Trends come and go. Good design lasts. As do good memories.  
Of homes you grew up in. Of architectural styles you've admired.  
Spotlights doorglass, from ODL, celebrates the best of your design history.


# Spotlights®

## Keep It Real

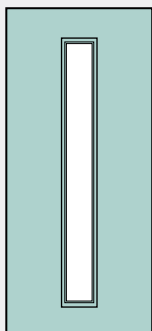
Spotlights are true to the character of your home's aesthetics. Circuit, Clear, Clear Low-E, Cubed, Frosted and Rain glass; perforated metal Chain Link inserts, and an architecturally authentic modern frame profile create the minimalist aesthetic and functional attributes you're wanting in your home.

The textured grain in Spotlights' frames is reminiscent of classic mid-century maple and birch furniture. The uniform and subtle grain provides a perfect surface for paint or stain.


## Frame Sizes



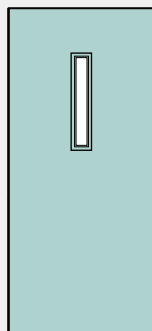
Model: 22x10  
Size: 22" x 10"



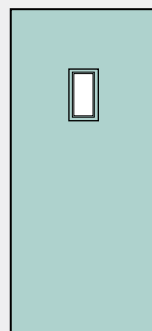
Model: 7x64  
Size: 7" x 64"



Model: 840  
Size: 12" x 12"



Model: 842  
Size: 22" x 3.5"



Model: 843  
Size: 11" x 5"

## Glass Choices



Chain Link (CHL)  
Perforated metal




Circuit (CCT)  
Silkscreen




Clear (CL)



Clear Low-E (CL-LE) 



Cubed (CU)



Frosted (FSB)



Rain (RN)



## Heighten the Performance

Spotlights is constructed with performance features that style-savvy homeowners look for. Spotlights' FiberMate® moulded and textured frame works equally well for painting or staining. FiberMate's material formulation out performs lesser quality frames: the frame's construction resists both warping and deformation from heat buildup and can be used with dark finishes.

Spotlights' compression foam tape seal construction eliminates the oozing and sticky mess of wet caulk products. The frame seal's design is also engineered to extend the life of your door frame. If damaged doorglass needs to be replaced, you can do so without having to replace the frame as well. The modern Spotlights frame with compression foam tape seal is removed from the door, damaged glass repaired or replaced, and the frame reinstalled. Insulated glass and a well-constructed frame unit make Spotlights energy efficient.


Seated screw hole covers allow for easy alignment and match the frame's grain direction, resulting in a uniform, finished aesthetic.



Authentic Textured Frame

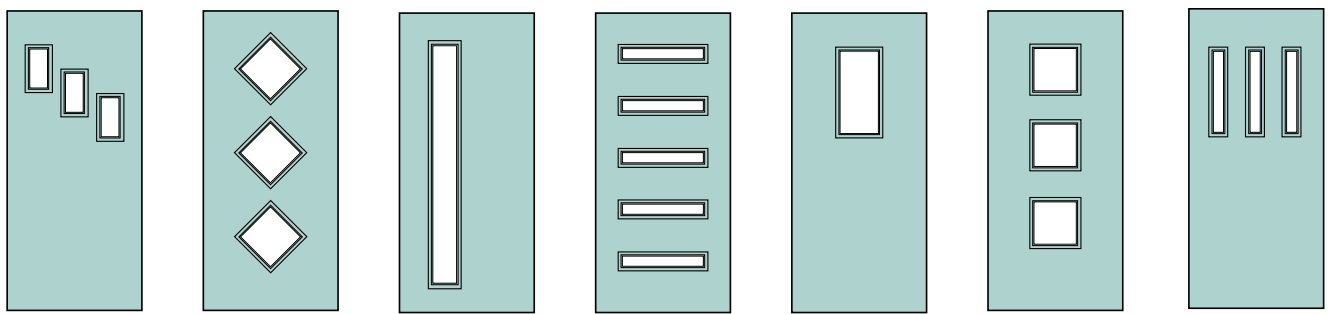


Stainable



Paintable

## Endless Combinations







# Craftsman Style Doorglass


Natural style, crafted beauty.

Our Craftsman Collection celebrates the art of handiwork and the beauty of natural materials.

Each doorglass design expresses the simplicity of form through balanced geometric patterns that will blend gracefully with the inside and outside of your home.



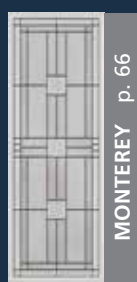
GREENFIELD p. 62



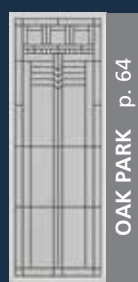
MADISON p. 70



MOHAVE p. 68



MONTEREY p. 66



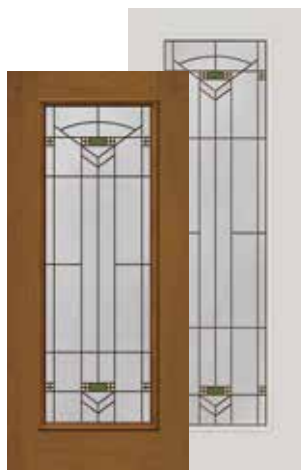
OAK PARK p. 64



TOPAZ p. 72



Greenfield



22x64 | 22x80  
20x64



22x48



22x36  
20x36




22x38

# Greenfield

## Doorglass Design

Hints of colour within a simple geometric pattern create a subtle and warm welcome to your home. The oil-rubbed bronze finish reinforces Greenfield's handcrafted Craftsman design. Greenfield offers a high privacy level.



- 1 Pale Amber Soft Wave Glass
- 2 Olive Soft Wave Glass
- 3 Thin Reed Glass
- 4 Small Hammered Glass
- 5 Oil-Rubbed Bronze Caming




### Price Group A




25x15.25 | 22x15.25  
21.3x16 | 21.3x16



25x15.25



7x64 | 8x80  
8x64



8x64



8x48

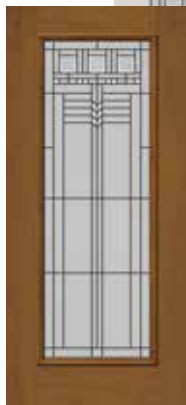


7x15.25

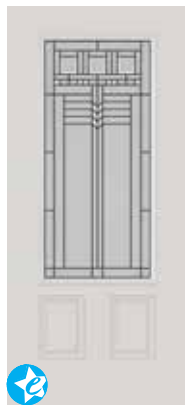
Note: Model 800 series Craftsman frames are a flat profile that is different from the traditional profile. Please note this when matching with sidelights.



Oak Park



22x64 | 22x80  
20x64



22x48



22x36




25x15.25 | 22x15.25  
21.3x16 | 21.3x16

Note: Model 800 series Craftsman frames are a flat profile that is different from the traditional profile. Please note this when matching with sidelights.



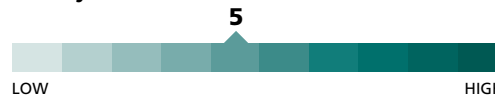
# Oak Park Doorglass Design

When you think Craftsman style, you're thinking Oak Park. A patina finish and handcrafted, textured glass create a striking geometric pattern reminiscent of Arts and Crafts design. Four glass types create a bright entryway and medium privacy level.



- 1 Crinkle Glass
- 2 Thin Reed Glass
- 3 Clear Bevels
- 4 Clear Seedy Glass
- 5 Patina Caming

Privacy Level



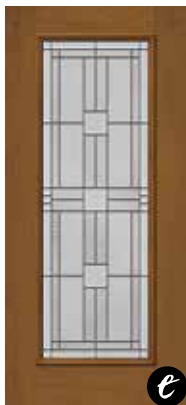
## Price Group B



Note: Model 800 series Craftsman frames are a flat profile that is different from the traditional profile. Please note this when matching with sidelights.



Monterey



22x64



22x48



22x36





25x15.25 | 22x15.25  
21.3x16 | 21.3x16

Note: Model 800 series Craftsman frames are a flat profile that is different from the traditional profile. Please note this when matching with sidelights.

# Monterey Doorglass Design

Monterey offers Craftsman design elements and a bit of modern style to your home's entrance. Clear bevels provide visibility, yet the translucent, textured glass offers a high privacy level. Patina and satin nickel give you finish options to complement your door hardware.



- 1 Clear Bevels
- 2 Micro-Granite Glass
- 3 Granite Glass
- 4 Satin Nickel or Patina Caming 



## Price Group B



25x15.25



\*7x64  
8x64



8x64



8x48

Note: Model 800 series Craftsman frames are a flat profile that is different from the traditional profile. Please note this when matching with sidelights. \*Available in Low-E glass.




Mohave

# Mohave

## Doorglass Design

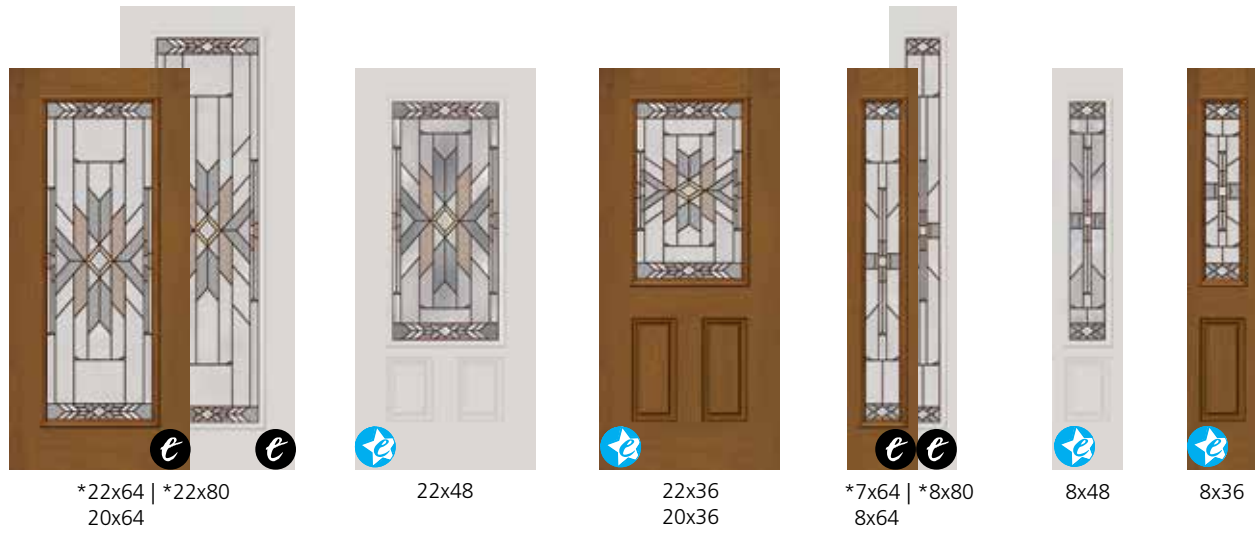
Shades of the desert accent your home's entrance door. A blend of amber, bronze, and grey shades and a mix of translucent, clear, and textured glass make a Craftsman statement. Mohave features an oil-rubbed bronze finish and high privacy level.



- 1 Streamed Glass
- 2 Grey Soft Wave Glass
- 3 Bronze Seedy Glass
- 4 Pale Amber Soft Wave Glass
- 5 Clear Bevels
- 6 Micro-Iced Granite Glass
- 7 Small Hammered Glass
- 8 Oil-Rubbed Bronze Caming



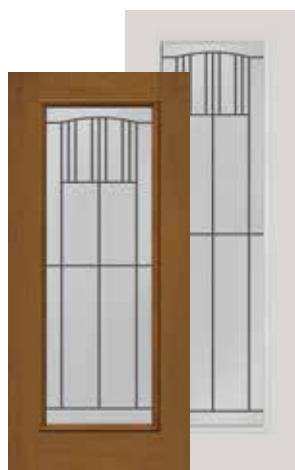
### Price Group B



\*Available in Low-E glass.



Madison



22x64 | 22x80  
20x64



22x48



25x15.25 | 22x15.25  
21.3x16 | 21.3x16

Note: Model 800 series Craftsman frames are a flat profile that is different from the traditional profile. Please note this when matching with sidelights.

# Madison

## Doorglass Design

Renowned Craftsman architect Frank Lloyd Wright advocated that architecture should become one with its surrounding landscape. The Craftsman-inspired design of Madison's geometric pattern and its nickel vein wrought iron finish will fit the "landscape" of your home and complement the special touches you've given it. Madison provides a high privacy level.




**1** Micro-Cubed Glass

**2** Nickel-Vein Wrought Iron Casing

Privacy Level




### Price Group C


 Glass texture only



25x15.25



7x64 | 8x80  
8x64



8x64

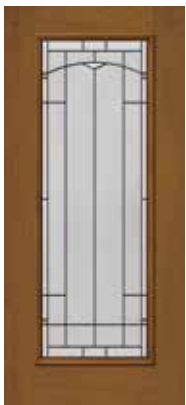


8x48

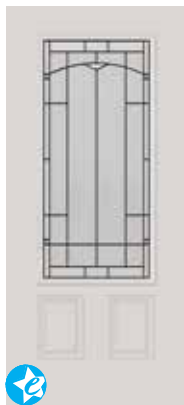
Note: Model 800 series Craftsman frames are a flat profile that is different from the traditional profile. Please note this when matching with sidelights.



Topaz



22x64  
20x64



22x48



22x36  
20x36



22x38




25x15.25 | 22x15.25  
21.3x16 | 21.3x16

Note: Model 800 series Craftsman frames are a flat profile that is different from the traditional profile. Please note this when matching with sidelights.



# Topaz Doorglass Design

If you appreciate attention to detail, you'll like Topaz's subtle pops of colour, focal bevel cluster, and patina finish. These "jewels" combine to create a Craftsman-style doorglass that adds beauty to your home's entryway and a high level of privacy.



©2010 ODL

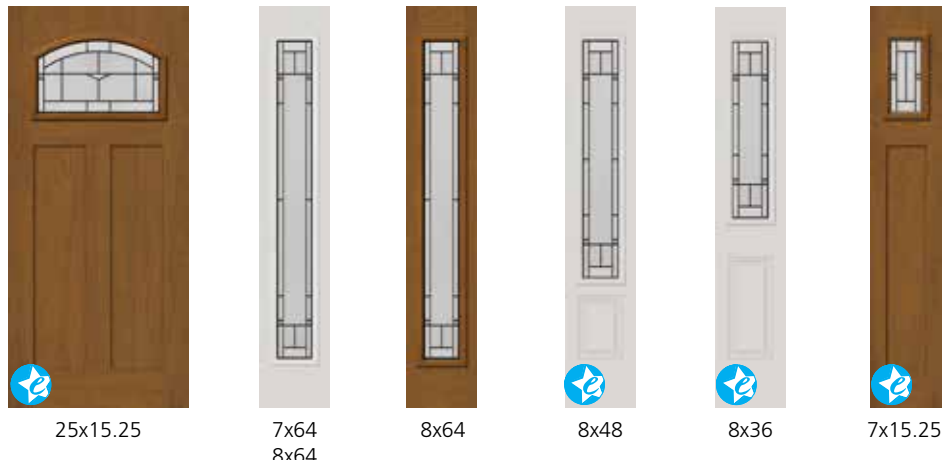


- 1 Bronze Seedy Glass**
- 2 Thin Reed Glass**
- 3 Clear Bevel**
- 4 Micro-Granite Glass**
- 5 Patina Caming**

Privacy Level



## Price Group D



Note: Model 800 series Craftsman frames are a flat profile that is different from the traditional profile. Please note this when matching with sidelights.






# Old World Style Doorglass

Historical motifs translated  
for today.

This collection features a number of designs that will blend beautifully with the old world architecture of your home.

An appreciation for the aged and elegant, for the beauty of raw materials shaped into fine forms in the hands of skilled artisans. For homeowners who prefer wrought iron and rich patinas over highly polished finishes and ornamental scrolling over geometric patterns.



AVANT p. 80



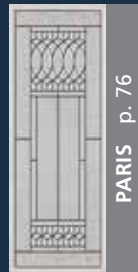
CATALINA p. 82



JACINTO p. 78



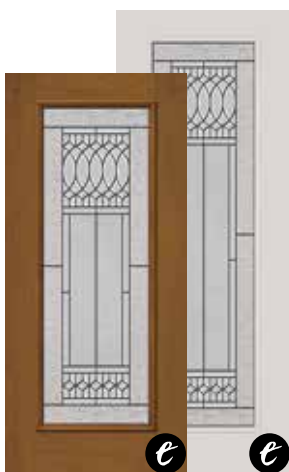
MEDITERRANEAN p. 84



PARIS p. 76



Paris



\*22x64 | \*22x80  
20x64



22x48



22x36  
20x36



25x15.25 | 22x15.25  
21.3x16 | 21.3x16

Note: Model 800 series Craftsman frames are a flat profile that is different from the traditional profile. Please note this when matching with sidelights. \*Available in Low-E glass.


# Paris

## Doorglass Design

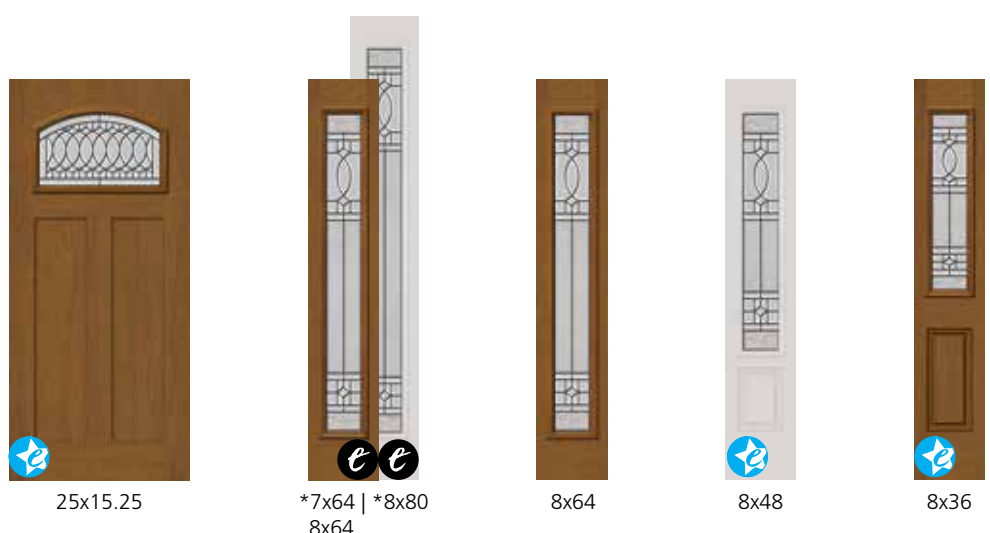
Your design sophistication and love of all things European make Paris the fitting choice for your home. An elegant arrangement of clear bevels, textures, and patina finish define the styling of our Old World Collection. Paris offers a medium privacy level.



- 1 Arctic Glass
- 2 Clear Bevels
- 3 Clear Renaissance Glass
- 4 Patina Caming



### Price Group A



Note: Model 800 series Craftsman frames are a flat profile that is different from the traditional profile. Please note this when matching with sidelights. \*Available in Low-E glass.



Jacinto

# Jacinto

## Doorglass Design

Wrought iron scrolling and textured glass will add Old World charm to your home. Whether your architectural style is Spanish, Rustic, or Southwestern, Jacinto will bring an authentic design touch to your entryway. It offers a high level of privacy.




1 Arctic Glass

2 Wrought Iron Caming

Privacy Level



### Price Group B


 Glass texture only



22x64 | 22x80  
20x64



22x48



22x36  
20x36



7x64 | 8x80  
8x64



8x48



Avant



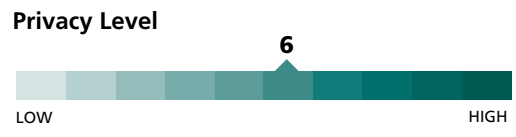
# Avant

## Doorglass Design

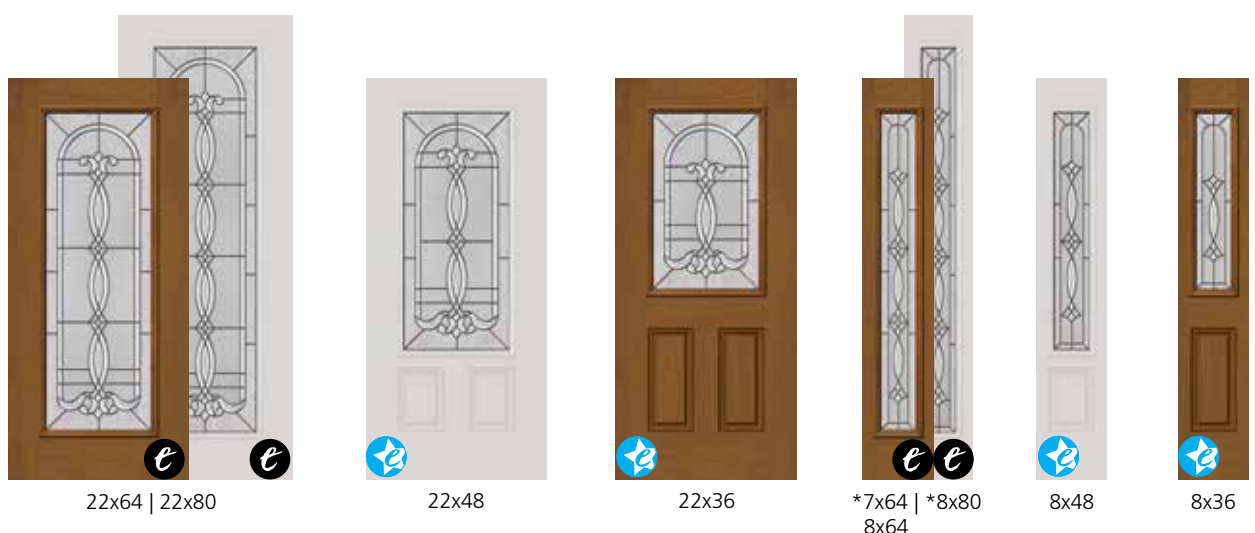
True to its definition, Avant is a stylistically forward doorglass choice, yet it balances characteristics of European architecture and Old World styling. A black chrome finish softly curves throughout a textured glass surface accented with clear bevel clustres. Avant offers a medium level of privacy.



- 1 Clear Bevels
- 2 Eaton Glass
- 3 Granite Glass
- 4 Black Chrome Caming



### Price Group B



\*Available in Low-E glass.

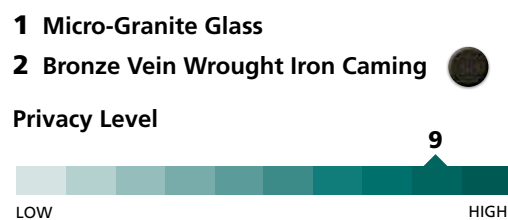



Catalina

# Catalina

## Doorglass Design

Reminiscent of handcrafted metal window grilles, Catalina brings Old World artistry to your home. Graceful bronze vein wrought iron scrollwork accents a textured translucent glass surface for a high level of privacy and even higher level of Old World charm.



### Price Group B

Glass texture only



22x64 | 22x80



7x64 | 8x80  
8x64




924

Mediterranean

# Mediterranean Doorglass Design

Mediterranean pays homage to the wrought iron balconies and window grilles common in Mediterranean Revival architecture. Bring some Old World hospitality to your home and also enjoy a high level of privacy with textured translucent doorglass.




1 Arctic Glass

2 Wrought Iron Caming

Privacy Level



## Price Group B

 Glass texture only



22x64 | 22x80



22x48

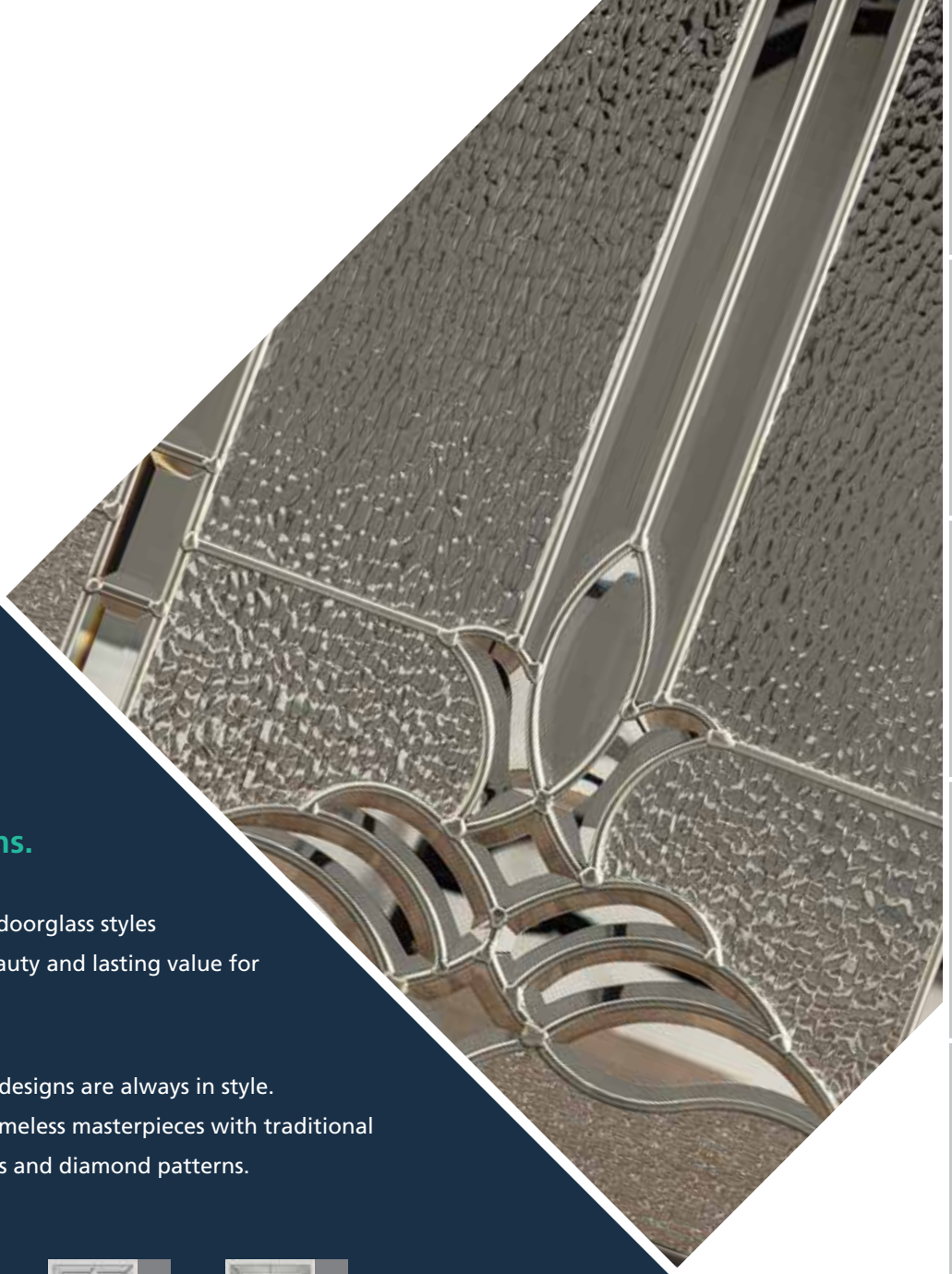


7x64 | 8x80  
8x64



8x48





# Classic Style Doorglass


## Time-honored designs.

Choose from a rich variety of doorglass styles that will provide enduring beauty and lasting value for your home.

Fads come and go, but classic designs are always in style. Our Classic Collection offers timeless masterpieces with traditional elements such as floral designs and diamond patterns.



BRISTOL p. 98




CADENCE p. 88



EXPRESSIONS p. 90




GRACE p. 100




HEIRLOOMS p. 94



MAJESTIC p. 102



NOUVEAU p. 96



TIERNA p. 92



TRACE p. 104




Cadence



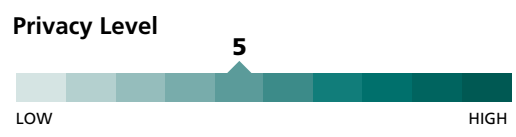
# Cadence

## Doorglass Design


As its name suggests, Cadence flows into floral-inspired bevel clusters defined with a patina finish that creates a bright and Classic entrance with a medium level of privacy.



- 1** Clear Bevels
- 2** Ripple Glass
- 3** Hammered Glass
- 4** Patina Caming



### Price Group A





Expressions



22x64 | 22x80



20.5x56.34



22x48




22x36

# Expressions

## Doorglass Design

Expressions offers the enduring style you value in your home's architecture. Classic deep bevel swirls and subtle grey accents will stand the test of time. Expressions comes in a satin nickel finish and offers a medium level of privacy.



- 1 Granite Glass
- 2 Clear Bevels
- 3 Grey Renaissance Glass
- 4 Satin Nickel Caming 



### Price Group A



\*7x64 | \*8x80  
8x64


8x48

8x36

\*Available in Low-E glass.



Tierna



22x64



22x48



15.63x39.5




22x36

# Tierna

## Doorglass Design

Tierna introduces a Celtic knot pattern to your home's entrance. A symbol of timelessness and a gift for longevity and good luck, Tierna truly is a Classic design. It has a patina finish and a high privacy level.



- 1 Clear Bevels
- 2 Granite Glass
- 3 White Alabaster Glass
- 4 Hammered Glass
- 5 Patina Caming

Privacy Level



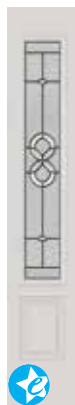
### Price Group B



22x10



7x64  
8x64



8x48



8x36



Heirlooms



\*22x64 | \*22x80  
20x64



20.5x56.34



22x36



22x48





15.63x39.5

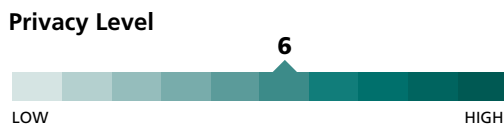
# Heirlooms

## Doorglass Design

The value you place on history makes Heirlooms your perfect choice. Its deeply cut bevels and satin nickel or brass finish create a Classic design that endures, just like family treasures that lie within your home. Heirlooms offers a medium privacy level.



- 1 Granite Glass
- 2 Glue Chip Glass
- 3 Clear Bevels
- 4 Brass or Satin Nickel Caming 



### Price Group B



22x36  
20x36



8x42



7.5x18.5



Sunburst



\*7x64 | \*8x80  
8x64



8x48



8x36

\*Available in Low-E glass.



Nouveau



\*22x64  
20x64



20.5x56.34



22x48



15.63x39.5



22x36  
20x36



22x36



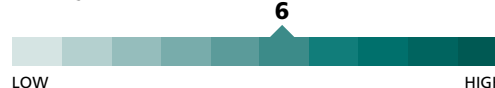
# Nouveau Doorglass Design

Nouveau places a brilliant bevel cluster at its centre and frames it with a Classic bevel and translucent glass design. Complement your door hardware or home colours with a choice of brass, nickel or patina finish. Nouveau offers a medium level of privacy.

- 1 Clear Bevels
- 2 Glue Chip Glass
- 3 Brass, Nickel, or Patina Caming



Privacy Level



## Price Group C



Sunburst



22x10



7.5x18.5



\*7x64  
8x64



8x48



8x36

\*Available in Low-E glass.



Bristol



\*22x64 | \*22x80  
20x64



22x48



15.63x39.5



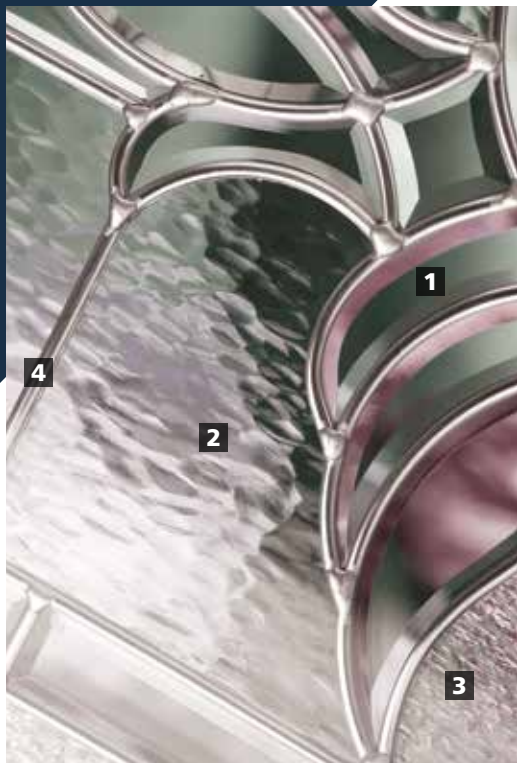
22x36

\*Available in Low-E glass.

# Bristol

## Doorglass Design

Bristol will add the finishing touch to your home's Classic architecture. Your eye will be drawn to a clear bevel column extending the length of the doorglass. Satin nickel finishing softly defines Bristol's lines. The hammered glass adds a high level of privacy.




- 1 Clear Bevels
- 2 Hammered Glass
- 3 Granite Glass
- 4 Satin Nickel Caming



### Price Group C



22x38



\*7x64 | \*8x80  
8x64



8x48



8x36

\*Available in Low-E glass.



Grace



22x64 | 22x80



20.5x56.34



22x48



15.63x39.5




22x36

# Grace

## Doorglass Design

Accent your front door with the graceful styling of a bevel cluster. The Classic look of Grace includes a backdrop of glass textures and a nickel or patina finish. Grace offers a high level of privacy.



- 1 Micro-Cubed Glass
- 2 Granite Glass
- 3 Micro-Granite Glass
- 4 Clear Bevels
- 5 Nickel or Patina Caming



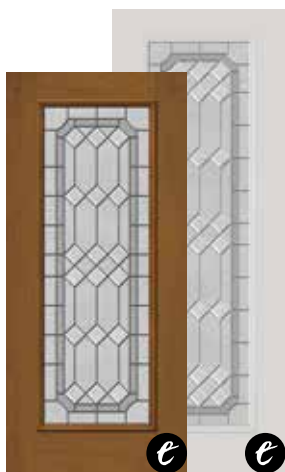
### Price Group D



\*Available in Low-E glass.



Majestic



\*22x64 | \*22x80  
20x64  
(20x64/22x80 brass or nickel only)



22x48  
(brass or nickel only)



22x36




22x36  
(brass or nickel only)

\*Available in Low-E glass.

# Majestic Doorglass Design

Majestic's formal pattern of bevels and glass, accented with grey shades, is the epitome of Classic design. Choices of brass, nickel, and patina finishes complement your door's hardware. Majestic provides a medium level of privacy.



**1** Grey Soft Wave Glass

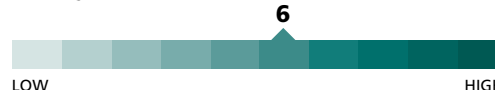
**2** Glue Chip Glass

**3** Glue Chip Bevels

**4** Brass, Nickel, or Patina Coming



Privacy Level




## Price Group D



7.5x18.5

\*Available in Low-E glass.



\*7x64 | \*8x80  
8x64

(8x80 brass or nickel only)



8x48

(brass or nickel only)



8x36



Trace



# Trace

## Doorglass Design

The simplicity of Trace's styling creates a Classic and delicate touch to your home's entrance door. The translucent glass is softly etched to provide you with the higher level of privacy.



1 Light Grey Silkscreen

2 Clear Glass

Privacy Level



### Price Group D



22x64



20.5x56.34



15.63x39.5



22x36



7x64  
8x64



8x36



# Dialogue Layered Glass

## Playful interaction and dynamic privacy

Dialogue takes on a personality of its own as layers of glass interact with one another, with light, and with movement. Each of the line's six ceramic frit patterns change form and move as light or a person's vantage point changes. Patterns come to life, shapes are revealed, and shadows dance as light and movement engage in a dialogue with the glass. Dialogue layered glass creates dynamic privacy that changes, just as the doorglass patterns do, with light and proximity.

## Subtle beauty and a surprising twist

Dialogue complements a range of architectural styles and design aesthetics with doorglass patterns offering privacy and translucence. Ayako Takase and Cutter Hutton, principals of industrial design firm Observatory, created each of Dialogue's designs with an etched, subtle pattern on the outer glass layer that allows the home's architecture to take centre stage while the interior layer features a bolder, pronounced pattern.



Ayako Takase and Cutter Hutton

Dialogue's six ceramic frit patterns change form and move as light or a person's vantage point changes.

Chatter

Brainstorm

Whisper

Sizes Available

612 22x80	493 8x80	686 22x64	690 8x64	694 7x64

607 22x48	684 22x36	814 <sup>†</sup> 25x15.25	866 <sup>†</sup> 22x15.25	876 <sup>†</sup> 21.3x16	819 <sup>†</sup> 8x64

Note: Model 800 series Craftsman frames are a flat profile that is different from the traditional profile. Please note this when matching with sidelights.

Contemporary Style  
Doorglass

Perspectives  
Doorglass


Spotlights  
Doorglass

Craftsman Style  
Doorglass

Old World Style  
Doorglass

Classic Style  
Doorglass


Dialogue  
Layered Glass




Barter



Repartee



Converse

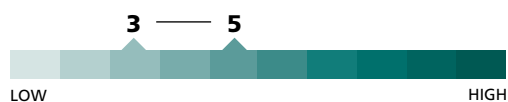



## Banter Layered Glass

Banter's small-scale pattern of overlapping diagonal lines creates a woven design that zig-zags across layers of doorglass. From a distance, the fine "threads" give the appearance of fully frosted, textured glass that provide a low-medium privacy range.

---

### Dynamic Privacy Level





Contemporary Style Doorglass

Perspectives Doorglass

Spotlights Doorglass

Craftsman Style Doorglass

Old World Style Doorglass

Classic Style Doorglass

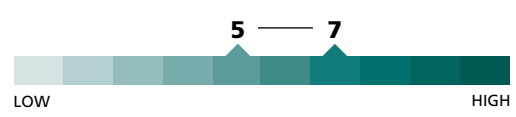
Dialogue Layered Glass


# Brainstorm

## Layered Glass

Appealing to both mid-modern and modern design sensibilities, Brainstorm's exterior vertical pattern and interior chevron motif combine for an appearance with both subtlety and substance. Brainstorm layered glass has a medium to medium-high privacy range.

Dynamic Privacy Level



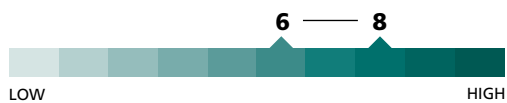


## Chatter

### Layered Glass

A repetitive pattern of dots and lines creates a doorglass design that reads as a texture. Chatter's shadow effect adds playful movement to a doorglass design with a medium-high privacy range.

#### Dynamic Privacy Level







Contemporary Style  
Doorglass

Perspectives  
Doorglass

Spotlights  
Doorglass

Craftsman Style  
Doorglass

Old World Style  
Doorglass

Classic Style  
Doorglass

Dialogue  
Layered Glass

## Converse Layered Glass

What at first appears to be cut glass is a stencil design that hints of keyhole arches common in Moroccan architecture. The relationship between Converse's clear and frosted glass layers creates striking shadows and a high privacy range.

Dynamic Privacy Level





## Repartee Layered Glass

Repartee's frosted layers and geometric grid combine for a design that plays with opacity and movement. Squares and trapezoids carry on a lively back-and-forth as light and vantage points change their appearance. Repartee layered glass offers a high privacy range.

---

### Dynamic Privacy Level





Contemporary Style  
Doorglass

Perspectives  
Doorglass

Spotlights  
Doorglass

Craftsman Style  
Doorglass

Old World Style  
Doorglass

Classic Style  
Doorglass

Dialogue  
Layered Glass

# Whisper

## Layered Glass

Refined and graceful, Whisper introduces calligraphy to a front door. The scrolled patterns and play between frosted and clear layers create gentle, quiet movement and a high privacy range.

Dynamic Privacy Level





## Custom Doorglass

**When you want something uniquely your own.**

Put your unique design interpretation on your front door. Our Customer Service team is here to help you move quickly and smoothly through the design, quotation, ordering, and shipping process. Our broad offering of coming finishes and glass textures and colours will allow you to choose just the right details for your design.

## Modify Our Design

Choose an existing doorglass design and modify the coming, glass colours, or opacity level. Change the size, or add new design features into an existing pattern.



Original  
Waterside  
Design

Modified Waterside Design

## Create Your Own Design

We can help when you have a great idea for your own unique design. We offer a number of clear, coloured, and textured doorglass options for both standard and custom size doorglass.



Your Concept  
Drawing

Your Finished Glass

## Persona Custom Doorglass

ODL has taken personalization to a new place – your front door. Persona Custom Doorglass allows you to easily express your personality whether it's a house number, a monogram letter, or a welcoming message. Follow the easy steps below to design your custom doorglass and express your persona.

**STEP 1: Choose a doorglass size**

**STEP 2: Choose a doorglass texture**

**STEP 3: Choose a font style**

**STEP 4: Choose your letters, numbers, or words**

**STEP 5: Choose a corner design element**

**STEP 6: Choose a coming colour**



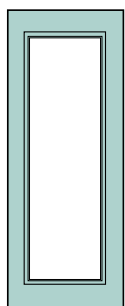


Halo Metallist Design

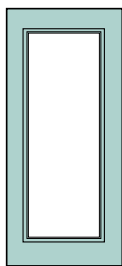
## Metallist Custom Doorglass




Our Metallist Doorglass styles are a unique collection of laser cut aluminum panels encapsulated between clear and textured glass to create a clean, elegant look. With five distinct designs to choose from, five glass textures, and three colour options, you are certain to find a beautiful solution for your entryway.




22x80



22x64



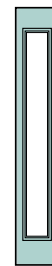
22x48



22x36



8x80



7x64 | 8x64



8x48

Coordinating  
sidelights  
available in  
textured glass  
only.



Arabesque Metallist Design



Arbor Metallist Design



Cabana Metallist Design





Cobblestone Metallist Design

### Glass Choices



Arctic



Clear or Low-E 



Frosted



Pebble



Rain

### Colour Options



Black



Silver



White



Coordinating sidelights available in textured glass only.



LightTouch.



Light-Touch Enclosed Blinds  
22x64



## Enclosed Blinds Clear Glass

**Maintenance-free option for controlling levels of doorglass light and privacy.**

Enclosed blinds mean no dust or dirt, no kinks or dents, and no banging of the blinds when you open and close your door. A cordless design is a safer solution when children or pets are in the house. Light-Touch® blinds are designed and engineered to be used day in and day out. We've tested them for more door slamming (50,000 times) and adjusting (10,000 times) than your average household use. The glass seal is warranted for 20 years.

### Raise, Lower & Tilt—No Dusting!



Blinds lower neatly within full privacy channels to eliminate light gaps.



Uniform colour in components provides a clean aesthetic look.



## Ergonomic design principles place fingertip control within easy reach.

Relax: Light-Touch® fully enclosed blinds give you a maintenance-free option for controlling levels of doorglass privacy. A single control lets you raise, lower, or stop anywhere in between, and tilt for full privacy, no privacy, or anything in between. Light-Touch blinds provide full coverage of your doorglass, so sunlight, moonlight, and streetlights stay out—unless you invite them in.

- The single operator lets you raise, lower or tilt the blinds in an easy slight movement.
- Blinds adjust for complete light block, and the privacy channels on each side eliminate light gaps when the blinds are closed—no street light shadows or sunlight glare.
- More privacy at night and increased sense of security.
- Available in Tan or White blinds.



## Energy Efficient

Light-Touch blinds and frames come in tan or white. Frames can be painted or finished to complement door and home finishes. Most Light-Touch blinds are offered with a Low-E glass option. Light-Touch blinds are ENERGY STAR certified when used with an ENERGY STAR certified door or sidelight.

## Enclosed Blinds tan or white



22x64 | 22x80  
20x64 | 20x80



22x64  
20x64  
Tan



14x80



14x64



22x48



22x36  
20x36



22x36  
Tan



8x64 | 8x80




7x64-BL  
TILT ONLY



8x64-TRLB  
Tan



8x36



Triple-Glazed Doorglass Blinds  
22x64



# Triple-Glazed Enclosed Blinds

## With Grilles Between Glass

The triple-glazed design suppresses traffic sounds and other unwelcome noises with a STC rating value of 34\*. Triple-glazed design also reduces heat transmission by up to 28%. All triple-glazed doorglass is offered with a Low-E glass option.

*\*STC = Sound Transmission Coefficient.  
See [www.odl.com](http://www.odl.com) for more information.*

**Raise, Lower & Tilt—No Dusting!**



## Privacy and Light Control

With the blinds lowered, you control the amount of privacy and light coming into your home. With the blinds raised, you feature your grille door style. Looks and function with none of the cleaning and banging associated with traditional blinds. That's a triple win!

- Side operator raises, lowers, and tilts the blind.
- Triple-glazed design reduces heat transmission by up to 28%.
- Energy Star® certified when used with an Energy Star certified door or sidelight.
- 20 YEAR GLASS SEAL WARRANTY
- Available in white 11/16" contoured grille.

## Energy Efficient


Glass + grille + glass + blind + glass = energy efficient, sound dampening, privacy and light control, and the charm of contoured door grilles.



Blinds completely disappear into top valance when fully raised.



Ergonomic design principles place fingertip control within easy reach. Side operator raises, lowers, and tilts the blind.



Triple-Glazed  
Doorglass Blinds  
22x36

Custom  
Doorglass

Enclosed  
Blinds

Triple-Glazed  
Enclosed Blinds

Simulated  
Divided Light

Grilles Between  
Glass

Vents

## Triple Glazed Doorglass Blinds white



22x64  
1-Light



22x64  
15-Light



22x64  
10-Light



22x36-1-Light



22x36  
9-Light





# Simulated Divided Light

Practical and elegant take on traditional divided door lights.

The look of a true divided light, with the energy efficiency of a single light. A mill finish grille between glass, and backing strips for a true wood muntin appearance.

Traditional grilles now available with Rain and Baroque Textured Glass.



Rain



Baroque



Clear

# Simulated Divided Light (SDL) Styles



## Traditional SDL

The Traditional SDL bars are injection moulded along with our Evolve® Frame to eliminate separate application of the SDL bars. This all-in-one design offers a better flush-to-glass fit. Evolve frames are available in white or oak FiberMate® material. Now available with Rain or Baroque glass, as well as Clear or Low-E glass for doors and sidelights.

Rain Low-E, Baroque Low-E, Clear or Clear Low-E Glass  
 Traditional 1-1/8" External Grille (SDL)  
 7/8" Internal Grille  
 Available in Oak or White



Simulated Divided Light with Low-E Rain Glass



Rain Low-E only



Baroque Low-E only



Clear or Low-E



## Craftsman SDL

All Craftsman SDL are manufactured with our craftsman style grilles available in mahogany, oak, or white. All are available with Clear or Low-E glass for doors and sidelights.

Clear or Low-E Glass  
 7/8" Grille (SDL)  
 Available in Mahogany, Oak or White



# Traditional Style SDL Clear, Low-E, Rain or Baroque Glass



22x64  
8-Light



20x64  
6-Light



20x64  
10-Light



22x64  
15-Light



22x48  
12-Light



22x48  
6-Light



22x48  
4-Light



22x36  
9-Light



8x64  
4-Light



8x64  
3-Light



8x64  
5-Light



8x48  
2-Light



8x48  
3-Light



8x48  
4-Light



8x36  
3-Light

# Craftsman Style SDL Clear or Low-E Glass only



25x15.25 | 22x15.25 | 21.3x16  
21.3x16  
3-Light



25x15.25 | 25x15.258 | 21.3x16  
21.3x16  
6-Light



25x15.25  
6-Light





Custom  
Doorglass

Enclosed  
Blinds

Triple-Glazed  
Enclosed Blinds

Simulated  
Divided Light

Grilles  
Between Glass

Vents

129

# Grilles Between Glass

Options to match your taste, home decor,  
and budget.

Five grille profiles with clear glass and Low-E glass provide options to  
match your taste, home decor, and budget.




## Grilles Between Glass Styles

Choose from our designs, or create your own custom design.



### Arts & Crafts - 5/8" (ACGBG)


Complement the architectural style of your home or express your appreciation for a natural approach to design. Arts & Crafts grilles' simple three- and four-light white patterns for Low-E glass are available for doors and sidelights.


Between Low-E Glass   
 5/8" Grille (ACGBG)  
 Available in White



### Prairie Style - 5/8" or 7/8" (PIM)

These grilles strike the geometric balance that is a trademark of Prairie Style architecture. Grilles are offered in two widths, each with two finish options, and for clear and Low-E glass.

Between Clear or Low-E Glass   
 Standard 5/8" Grille (PIM)  
 Available in Champagne or White


Between Clear or Low-E Glass   
 Wide 7/8" Grille (PIM78)  
 Available in Tan or White





## Contoured - 11/16" (CGBG)

The slight contour of these grilles creates an appearance of depth in your door, sidelight, or transom. Contoured grilles are a great option for French-style patio doors, too. Offered in two finishes, grilles can also be customized to create exactly the look you desire.

Between Clear or Low-E Glass   
 11/16" Grille (CGBG)  
 Available in Champagne or White



## Standard - 5/8" (GBG)


Standard Grilles offer the broadest range of applications in our Grilles Between Glass products. Equally at home on your entry, side, or patio door; sidelights; and transoms, Standard Grilles offer a clean look at a price that won't break the bank. These grilles come in three finishes and can also be customized.

Between Clear or Low-E Glass   
 5/8" Grille (GBG)  
 Available in Champagne, Bronze or White




## Wide - 7/8" (GBG78)

Boldly show off your paned doors, sidelights, and transoms with Wide Grilles. Great for accenting larger panes of glass, these grilles offer a broad range of configurations. But if you need a unique size or different glass, Wide Grilles can be customized.

Between Clear or Low-E Glass   
 7/8" Grille (GBG78)  
 Available in Tan or White



**Arts & Crafts - 5/8" (ACGBG)** white 



22x64 | 22x80  
20x64 | 20x80  
3-Light




22x64 | 22x80  
20x64 | 20x80  
4-Light



22x48  
3-Light



22x48  
4-Light

**Prairie Style - 5/8" (PIM)** champagne or white 




22x64 | 22x80  
20x64 | 20x80



22x48



22x36




8x64 | 8x80  
7x64



8x48



8x36

**Contoured Grille - 11/16" (CGBG)** champagne or white 



22x64 | 22x80  
20x64 | 20x80  
14x64  
10-Light | 12-Light



22x64 | 22x80  
20x64 | 20x80  
15-Light | 18-Light



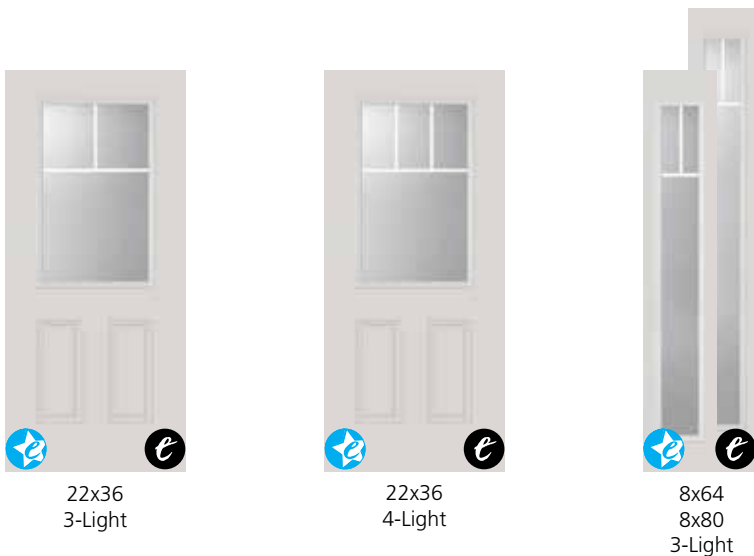
22x48  
12-Light




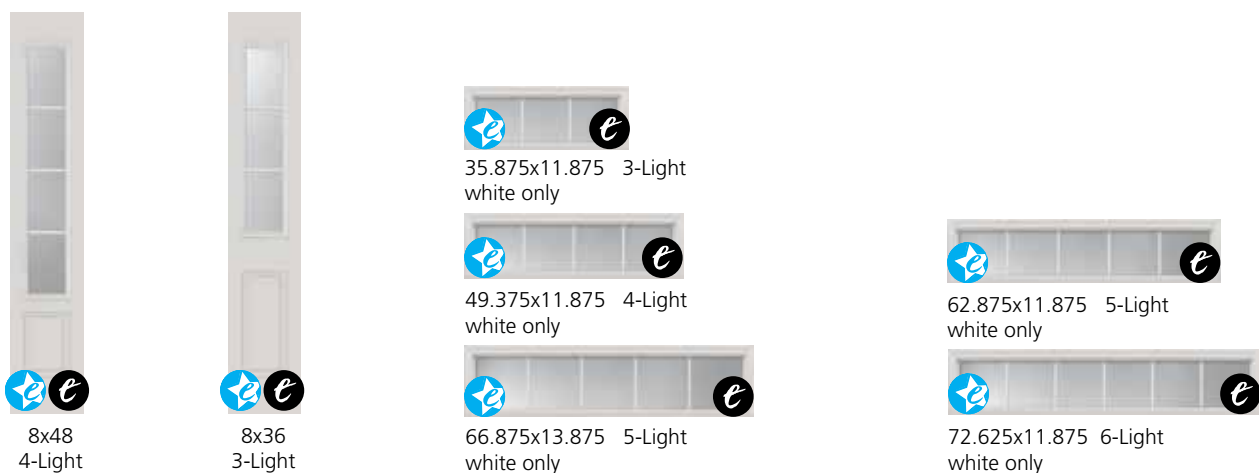

22x36  
9-Light



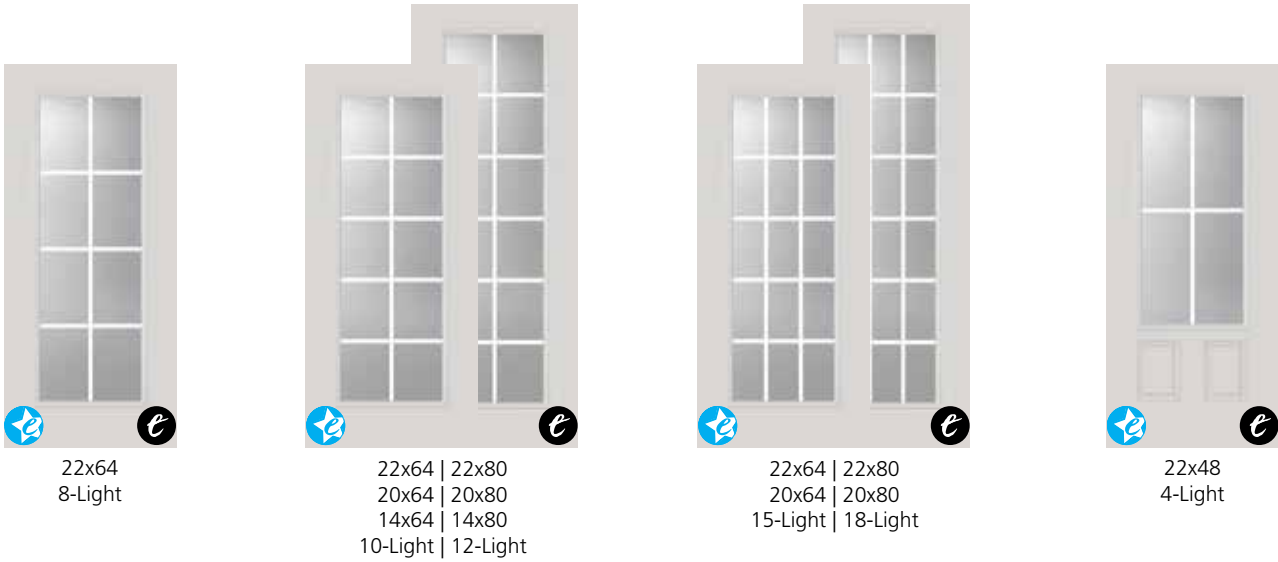
8x64  
5-Light  
8x80  
6-Light



**Prairie Style - 7/8" (PIM78)** tan or white 



**Wide Grille - 7/8" (GBG78)** tan or white




22x64  
8-Light

22x64 | 22x80  
20x64 | 20x80  
14x64 | 14x80  
10-Light | 12-Light

22x64 | 22x80  
20x64 | 20x80  
15-Light | 18-Light

22x48  
4-Light



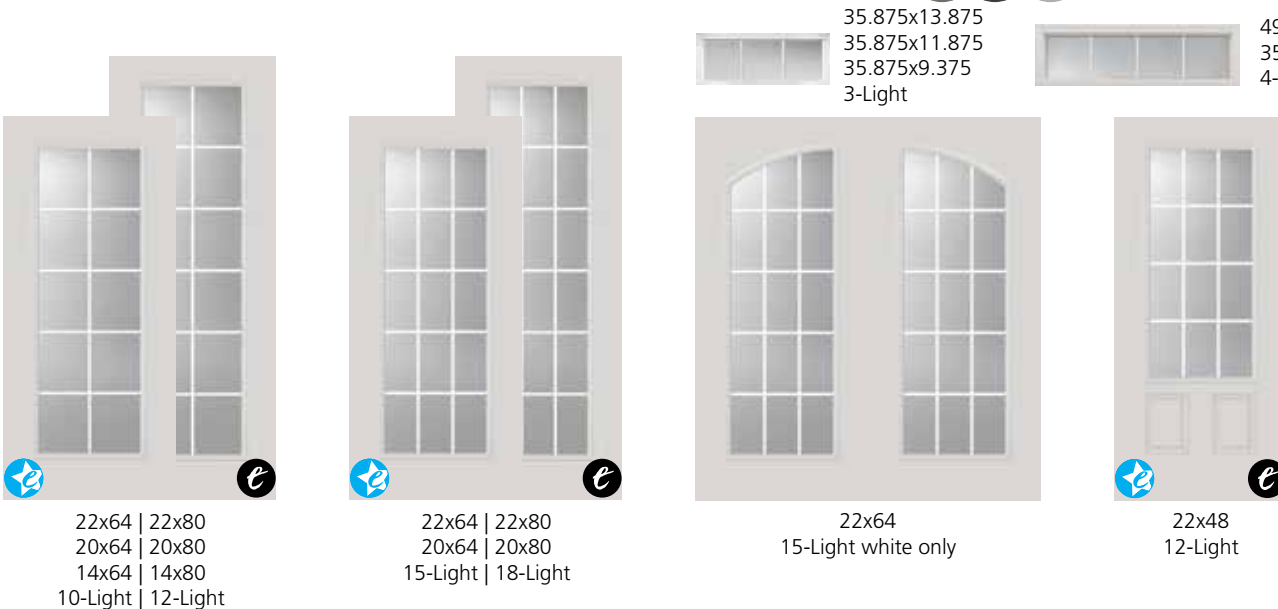
22x48  
6-Light

22x48  
12-Light

22x36  
4-Light

22x36  
9-Light

**Standard Grille - 5/8" (GBG)** champagne, bronze, or white




22x64 | 22x80  
20x64 | 20x80  
14x64 | 14x80  
10-Light | 12-Light

22x64 | 22x80  
20x64 | 20x80  
15-Light | 18-Light

22x64  
15-Light white only

22x48  
12-Light



35.875x13.875  
35.875x11.875  
35.875x9.375  
3-Light

49.375x11.875  
35.875x9.375  
4-Light



35.875x13.875 | 35.875x11.875 |  
35.875x9.375  
3-Light



62.875x13.875 | 66.875x13.875 | 62.875x11.875 |  
62.875x9.375 | 66.875x9.375  
5-Light



72.625x11.875  
6-Light



7x64  
4-Light



8x64  
5-Light  
8x80  
6-Light



8x48  
2-Light



8x48  
3-Light  
white only



8x48  
4-Light



8x36  
2-Light



8x36  
3-Light



62.875x13.875 | 66.875x13.875  
62.875x11.875 | 62.875x9.375  
66.875x9.375 5-Light white only



72.625x11.875  
6-Light white only



22x36  
20x36  
9-Light



Sunburst  
5-Light



22x6  
4-Light  
champagne and  
white only



8x64  
7x64  
5-Light  
8x80  
6-Light



8x48  
4-Light



35.875x17.75  
5-Light white only



62.875x13.75 | 66.875x13.75  
5-Light white only



62.875x9.25 | 66.875x9.25  
5-Light white only




Vents - Clear Glass

## Vents


### Clear or Rain glass

Use our Vents for a boost of fresh air in workshops, garages, or your home. Ten adjustments allow you to control the flow of air. A durable UV-resistant moulded frame and removable screen ease cleaning.

Clear or Rain Glass

Low-E options available 


20 Year Warranty

Available in white 



Rain



Clear or  
Low-E 





Vents - Rain Glass



Custom Doorglass

Enclosed Blinds

Triple-Glazed Enclosed Blinds

Simulated Divided Light

Grilles Between Glass

Vents



22x36 | 20x24  
20x36  
Clear Glass



22x36 | 20x36  
Clear Glass  
Grilles Between Glass  
12-Light



22x36  
20x36  
Rain Glass



22x36 | 22x36  
20x36 | 20x36  
Rain Glass  
Grilles Between Glass  
12-Light



## Clear Doorglass & External Grilles

### Clear

When you want the view and nothing but the view, Clear Glass is your answer. It is an option that works equally well from your entry door to your patio door. Offered in standard 6/8 and 8/0 door sizes, the breadth of options for doors, sidelights and transoms means choices that fit your home.

When you need the basics, our External Grilles with Clear Glass offer you a wide range of styles and choices. External Grilles are offered in finishes to complement stained or painted doors. Grilles are available for doors and sidelights.

---

Clear Glass  
Standard 5/8" Grille  
Mahogany, oak or white

---



**Clear** Mahogany, oak or white



25x15.25  
1-Light



25x15.25  
1-Light



22x15.25  
1-Light



21.3x16  
21.3x16  
1-Light



25x15.25  
6-Light



25x15.258  
21.3x16  
6-Light



21.3x16  
6-Light



680  
1-Light



7.5x18.5  
1-Light



22x10  
1-Light



20x10  
11-Light



22x6  
4-Light



224  
4-Light



Sunburst  
1-Light



Sunburst  
5-Light



Sunburst  
7-Light



15x15  
1-Light



10x10  
1-Light

**Clear** Mahogany, oak or white



22x36 | 20x36  
1-Light | 1-Light



22x36  
4-Light



22x36 | 20x36  
9-Light | 9-Light



682  
12-Light



22x36  
1-Light  
Round Top



22x36  
11-Light  
Round Top



22x38  
1-Light



8x36 | 6x36  
1-Light | 1-Light



8x36 | 6x36  
3-Light | 3-Light



8x36  
2-Light



15.63x39.5  
3/4 Oval



22x48 | 20x48  
1-Light | 1-Light



22x48  
4-Light



22x48  
6-Light



22x48  
12-Light



8x48  
1-Light



8x48  
2-Light



8x48  
3-Light



8x48  
4-Light



22x64 | 20x64  
15-Light | 15-Light



22x64  
17-Light Round Top



20.5x56.34  
Full Oval



22x64 | 20x64  
1-Light | 1-Light



14x64  
1-Light



22x64 | 20x64  
8-Light | 8-Light



22x64 | 20x64 | 14x64  
10-Light | 10-Light | 10-Light



22x80 | 20x80  
1-Light | 1-Light



14x80  
1-Light



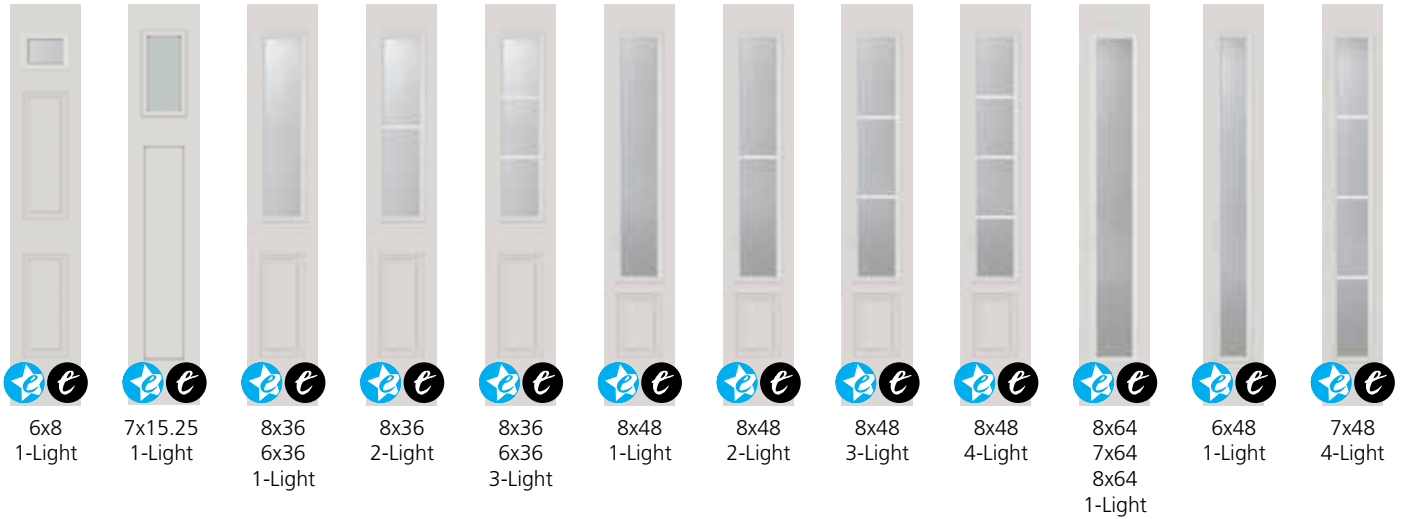
22x80 | 20x80  
12-Light | 12-Light



22x80 | 20x80  
18-Light | 18-Light

# Clear Sidelights

Mahogany, oak or white



# Clear Transoms





Clear  
Doorglass


Frames

Blink  
Blinds + Glass

Brisa Retractable  
Screen Door

Add-On Blinds

Doorglass  
Size Matrix







SCREW HOLE COVERS

## Evolve®

Evolve frames provide superior rigidity and eliminates bothersome squeeze out, and reduces scalloping, corner flare and warping.

### Traditional Profile

#### Auto-Aligning Screw Hole Covers

Available In:  
HP® White

FiberPro® Oak

FiberPro® White



## PVC

Smooth non-textured frame is acceptable for use in all entryways. The scuff resistant capstock adds increased durability to the frame.

### Traditional Profile

#### Press Fit Cover Strip

Available In:  
White



## TriSYS®

Three piece frame system that is the only one of its kind. Screw together outer frame and inner cassette, then snap on the outer frame.

### Traditional Profile

#### No Screw Hole Covers Needed

Available In:  
FiberMate® Mahogany

FiberMate® Oak

FiberMate® White



SCREW HOLE COVERS


## Modern (Spotlights® only)

Low profile frame, designed to blend with the architecture of the home and door. Offers a clean and minimalist look.

### Flat Profile

#### Flat Screw Hole Covers

Available In:  
FiberMate® White



SCREW HOLE COVERS

## Craftsman

Designed with architectural style in mind, to blend with the finishing details of the door and home.


### Flat Profile

#### Includes Flat and Domed Screw Hole Covers

Available In:  
FiberMate® Mahogany

FiberMate® Oak

HP® White



# blink

TM

## BLINDS + GLASS

**Blink Blinds + Glass is a new blinds-between-glass IG panel for doors and windows.**

### MEET BLINK

Manufacturers, builders and homeowners wanted a simple solution that addressed and solved their concerns about the safety, cleaning, and lack of ease associated with traditional blinds. That's why ODL created a modern alternative to traditional blinds. Blink Blinds + Glass is a new blinds-between-glass IG panel for doors and windows.

Building upon our 70-year history of developing IG panels for doors, ODL continues to innovate in the blinds-between-glass category, where we have been the industry leader for over 20 years. Our most recent product innovation, Blink Blinds + Glass, allows for custom sizes and colours in as few as eight days, with the quality, reliability, and warranty you've come to expect from ODL. Homeowners and window manufacturers can rely on Blink Blinds + Glass for designs and options to fit every home.





# Custom

Now you can order just 1! All the features and options of the new Blink Blinds + Glass design, available in custom sizes, delivered in just 8 days\*. Ideal for both doors and windows (casement, fixed, sliding, and awning).

## PROGRAM DETAILS:

- 14-80" wide
- 18-80" tall
- Tempered glass - up to 17 sq ft (above 12 sq ft dual operator)
- Annealed glass - up to 15 sq ft (single operator)
- Minimum Quantity = 1

## ADDITIONAL FEATURES:

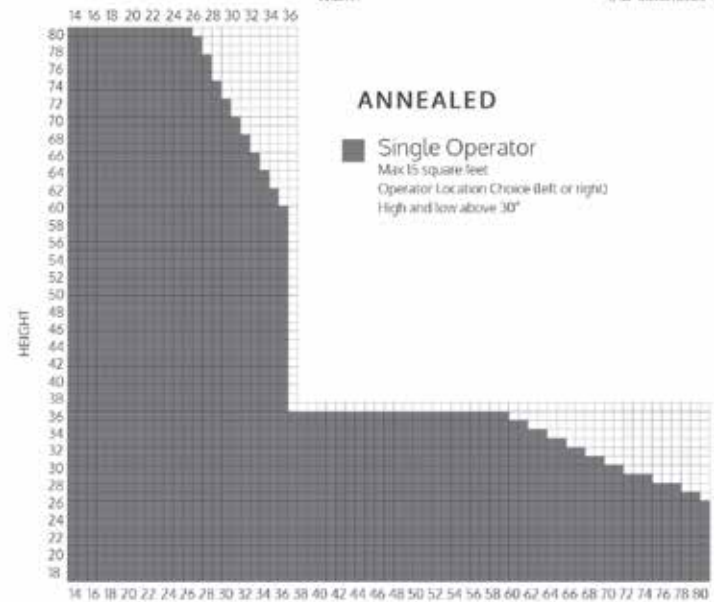
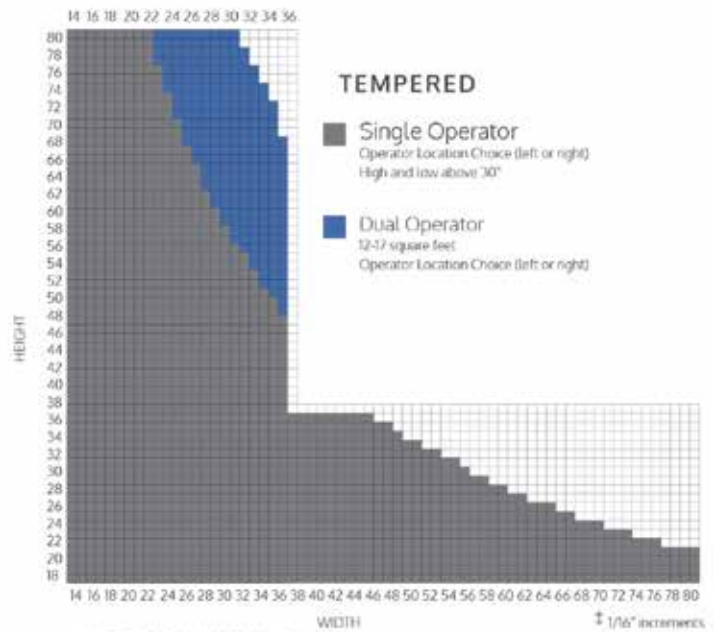
- High or low operator position above 30" height<sup>◇</sup>
- Left- or right-hand operator
- Low-E options -  
Single: 270, 272, 366  
Dual: 189 /270, 189/272, 189/366
- Low profile operator

## AVAILABLE COLORS:



<sup>◇</sup>Single Operator Only

## BLINK BLINDS SIZE RANGE<sup>†</sup>





# BRISA

Retractable Screen Door

*A fresh approach to fresh air.*

## Discover Brisa's Fresh Approach.

Like hinged screen doors, Brisa allows fresh air to circulate into the home. But Brisa does that without all the banging and slamming and in-the-way hassles of a traditional hinged screen door.



LIMITED  
**LIFE**  
TIME  
WARRANTY

SINGLE DOOR



SLIDING DOOR



DOUBLE DOOR

Brisa single door, double door and sliding retractable screen doors can be used on in-swing or out-swing doors.



## Brisa Retractable Screen Doors offer homeowners a fresh approach to traditional screen doors.

### More Gliding. Less Slamming.

The innovative EZ-Glide System provides a smooth and steady screen operation.

The ergonomically designed latch/lock handle offers simple and secure one-hand operation.



### Durability has never been so beautiful.

A symmetrical design and neutral material selections coordinate with the brick or wood moulding of your home's architecture.

Durable painted surfaces and rust-free aluminum housing and track require no maintenance.


### If you have 30 minutes, we have the solution.

Brisa is smartly designed with ease of installation in mind. No metal cutting is required and only one power driver tool is needed to install five components in an average of 30 minutes.\*

#### Available colours:


White 

Bronze 

Sandstone 



**EASY INSTALLATION  
AVG 30-MINUTES\***



Subtle woven stripes prevent screen walk through

\*Based on average DIY skills and standard door application, widths 32" - 36".

800.253.3900

[www.odl.com/canada.htm](http://www.odl.com/canada.htm)



## Add-On Blinds for Entry and Patio Doors

### A welcome addition to your door.

Add-On Blinds with frame are easy to install right over your existing door glass. All you need is a screwdriver. Frames can be left as is, or painted or stained to your preference.

Add-On Blinds offer you unlimited adjustability in controlling the amount of light and privacy you want. Blinds raise, lower, and tilt with smooth fingertip controls.





Clear  
Door/glass

Frames

Blink  
Blinds + Glass

Brisa Retractable  
Screen Door

Add-On Blinds

Door/glass  
Size Matrix

## Benefits

- Provides privacy and light control.
- Blinds raise, lower and tilt with smooth fingertip control.
- Enclosed in tempered safety glass.
- No dusting.
- Safer for children.
- Installs easily over existing door glass.
- Increases the energy efficiency of your door.
- Frames are paintable and stainable.
- Complete installation in minutes.

Size	Fits These Doors
25" x 66"	Patio doors with flush or no frame around glass
27" x 66"	
7" x 64"	Steel and fiberglass sidelights with frame around glass
8" x 36"	
20" x 36"	Steel and fiberglass doors with frame around glass
20" x 64"	
22" x 36"	
22" x 64"	

# Decorative Doorglass Product Selection Guide

FULL LIGHTS					3/4 LIGHTS			HALF LIGHTS						
DOORGLASS					SIDELIGHTS		DOORGLASS		SIDE-LIGHT	DOORGLASS			SIDE-LIGHT	
686	687	624	636	919	690	694	607	949	422	684	673	672	637	692

DESIGN	PG	STYLE	CODE	CAMING	PRIVACY RATING	GROUP A-D	686	687	624	636	919	690	694	607	949	422	684	673	672	637	692
AVANT	80	Old World	AV	Black Chrome	6	B	■					■	■	■		■	■				■
BRISTOL	98	Classic	BT	Satin Nickel	7	C	■	■				■	■	■	■	■	■	■			■
CADENCE	88	Classic	CD	Patina	5	A	■				■	■	■	■	■	■					
CATALINA	82	Old World	CA	Bronze Vein WI	9	B	■					■	■								
COURTYARD	18	Destination	CTD	Patina	9		■	■				■	■	■	■	■	■				■
CROSSLINES	34	Contemporary	CX	Silkscreen	7	D	■	■					■								
CROSSWALK	20	Destination	CWK	Nickel	8		■					■	■	■		■	■				■
GLASS DESIGN	PG	STYLE	CODE	CAMING	PRIVACY	GROUP	686	687	624	636	919	690	694	607	949	422	684	673	672	637	692
ENTROPY	26	Contemporary	EN	Black Chrome	5	A	■	■				■	■								
EXPRESSIONS	90	Classic	EXSN	Satin Nickel	4	A	■				■	■	■	■		■	■				■
GRACE	100	Classic	GRCN	Nickel	7	D	■				■	■	■	■	■	■	■	■			■
	100	Classic	GRCP	Patina	7	D	■				■	■	■	■	■	■	■	■			■
GREENFIELD	62	Craftsman	GRF	Oil-Rubbed Bronze	7	A	■	■				■	■	■		■	■	■			
HEIRLOOMS	94	Classic	HMB	Brass	6	B	■	■		■	■	■	■	■	■	■	■		■		■
	94	Classic	HMSN	Satin Nickel	6	B	■	■		■	■	■	■	■	■	■	■	■		■	
IMPRESSIONS	30	Contemporary	LI	Cast Resin	7	B	■					■	■		■		■				■
JACINTO	78	Old World	JA	Wrought Iron	9	B	■	■				■	■	■		■	■		■		
JARDIN	12	Destination	JDN	Satin Nickel	8																
MADISON	70	Craftsman	MI	Nickel Vein WI	9	C	■	■				■	■	■		■					
GLASS DESIGN	PG	STYLE	CODE	CAMING	PRIVACY	GROUP	686	687	624	636	919	690	694	607	949	422	684	673	672	637	692
MAJESTIC	102	Classic	MEB	Brass	6	D	■	■				■	■	■		■	■				■
	102	Classic	MEN	Nickel	6	D	■	■				■	■	■		■	■				■
	102	Classic	MEP	Patina	6	D	■					■	■				■				■
MEDITERRANEAN	84	Old World	MD	Wrought Iron	9	B	■					■	■	■		■					
MOHAVE	68	Craftsman	MOH	Oil-Rubbed Bronze	7	B	■	■				■	■	■		■	■		■		■
MONTEREY	66	Craftsman	MOSN	Satin Nickel	7	B	■					■	■	■		■	■				
	66	Craftsman	MOP	Patina	7	B	■					■	■	■		■	■				
NORDIC	14	Destination	NDC	Patina	8																
NOUVEAU	96	Classic	MNB	Brass	6	C	■	■			■	■	■	■	■	■	■		■	■	■
	96	Classic	MNN	Nickel	6	C	■	■			■	■	■	■	■	■	■		■	■	■
	96	Classic	MNP	Patina	6	C	■	■			■	■	■	■	■	■	■		■	■	■
OAK PARK	64	Craftsman	KP	Patina	5	B	■	■				■	■	■		■	■				■
PARIS	76	Old World	PS	Patina	4	A	■	■				■	■	■		■	■		■		■
GLASS DESIGN	PG	STYLE	CODE	CAMING	PRIVACY	GROUP	686	687	624	636	919	690	694	607	949	422	684	673	672	637	692
PARKWAY	22	Destination	PKY	Nickel	9		■					■	■	■	■	■	■				■
RADIANT HUES	32	Contemporary	RA	Nickel	3	C	■	■				■	■	■	■	■	■		■		■
RENEWED IMPRESSIONS	28	Contemporary	RLI	Nickel	7	B	■					■	■		■		■				■
SUMMIT	16	Destination	SMT	Patina	8																
TIERNA	92	Classic	TRN	Patina	8	B	■					■	■	■	■	■	■				■
TOPAZ	72	Craftsman	TPZ	Patina	9	D	■	■				■	■	■		■	■	■	■		■
TRACE	104	Classic	TRC	Silkscreen	8	D	■				■	■	■		■		■				■
WATERSIDE	24	Destination	WTS	Black Chrome	8		■	■				■	■	■		■	■				■



	CRAFTSMAN										8/O FULL LIGHTS				MISC SIZES					TRANSOMS								
	DOORGLASS								SIDELIGHTS		DOORGLASS		SIDE-LIGHT	DOORGLASS					TRANSOMS									
CODE	814 25x15¼	866 22x15¼	876 21.3x16	886 21.3x16	817 25x15¼	867 22x15¼	877 21.3x16	816 25x15¼	819 8x64	820 7x15¼	612 22x80	496 20x80	487 14x80	493 8x80	632 8x42	640 7½x18½	651 22x10	648 22x10	659 9¾x21¾	503 66½x13¾	506 62½x13¾	507 66½x13¾	516 66½x33¾	517 35½x11¾	521 62½x11¾	532 62½x13¾	578 62½x11¾	
AV											■			■														
BT											■			■							■							
CD											■			■										■				
CA											■			■										■				
CTD	■	■	■	■							■			■														
CX																												
CWK	■	■	■	■							■			■														
EN											■			■														
EXSN											■			■										■		■		
GRCN											■			■	■			■	■									
GRCP											■			■	■			■	■									
GRF	■	■	■	■				■	■	■	■			■												■		
HMB											■			■	■	■			■	■	■					■	■	■
HMSN											■			■	■	■			■	■	■			■	■	■	■	■
LI											■			■					■									
JA											■			■							■				■	■		
MI	■	■	■	■				■	■		■			■														
MEB											■			■		■						■				■		■
MEN											■			■		■						■				■		■
MEP											■			■		■						■				■		■
MD											■			■														
MOH											■			■														
MOSN	■	■	■	■				■	■													■						
MOP	■	■	■	■				■	■													■						
MNB																■		■	■							■		■
MNN																■		■	■							■		■
MNP																■		■	■							■		■
KP	■	■	■	■				■	■	■	■			■								■				■		■
PS	■	■	■	■				■	■		■			■								■				■		■
PKY	■	■	■	■					■		■			■								■				■		■
RA											■			■	■							■			■		■	
RLI											■			■					■				■					
TRN																		■										
TPZ	■	■	■	■				■	■	■																		
TRC																												
WTS											■			■														

## Perspectives Doorglass Product Selection Guide

DESIGN	PAGES	CODE	PRIVACY RATING	FULL LIGHTS					3/4 LIGHTS			HALF LIGHTS							
				DOORGLASS			SIDELIGHTS		DOORGLASS		SIDE-LIGHT	DOORGLASS						SIDELIGHTS	
BLANCA	38-39	BLC	9	■	■	■	■	■	■	■	■	■	■	■	■	■	■	■	■
CUMULUS	40-41	CMS	8	■	■		■	■	■		■	■		■			■		
GEO-TEX	42-43	GTX	9	■	■		■	■	■		■	■		■			■		
LINEN	44-45	LNN	9	■			■	■	■		■	■		■			■		
MICRO-GRANITE	46-47	MG	9	■	■	■	■	■	■		■	■		■			■		
MOSAIC	48-49	MSC	8	■	■	■	■	■	■		■	■		■			■		
RAIN	50-51	RN	9	■	■	■	■	■	■	■	■	■	■	■	■	■	■	■	■
STREAMED	52-53	STM	9	■	■	■	■	■	■		■	■		■			■		
VAPOUR	54-55	VPR	6	■	■		■	■	■		■	■		■			■		

## Dialogue Doorglass Product Selection Guide

DESIGN	PAGES	CODE	PRIVACY RATING	FULL LIGHTS			3/4 LIGHTS	HALF LIGHTS	CRAFTSMAN				8/O FULL LIGHTS		
				DOOR-GLASS		SIDELIGHTS	DOORGLASS	DOORGLASS	DOORGLASS		SIDE-LIGHT	DOOR-GLASS	SIDELIGHT		
BANTER	110	BNT	3-5	■	■	■	■	■	■	■	■	■	■	■	■
BRAINSTORM	111	BRS	5-7	■	■	■	■	■	■	■	■	■	■	■	■
CHATTER	112	CHT	6-8	■	■	■	■	■	■	■	■	■	■	■	■
CONVERSE	113	CNV	7-9	■	■	■	■	■	■	■	■	■	■	■	■
REPARTEE	114	RPE	7-9	■	■	■	■	■	■	■	■	■	■	■	■
WHISPER	115	WPR	8-9	■	■	■	■	■	■	■	■	■	■	■	■

CODE	CRAFTSMAN												8/0 FULL LIGHTS				MISC SIZES							
	DOORGLASS											SIDELIGHTS		DOORGLASS			SIDE-LIGHT	DOORGLASS						
	814 25x15 1/4	866 22x15 1/4	876 21.3x16	886 21.3x16	817 25x15 1/4	867 22x15 1/4	877 21.3x16	887 21.3x16	818 25x15 1/4	868 25x15 1/4	878 21.3x16	888 21.3x16	819 8x64	820 7x15 1/4	612 22x80	496 20x80	487 14x80	493 8x80	680 8x6	664 22x6 4L	640 7 1/2 x 18 1/2	651 22 x 10	659 9 3/8 x 21 1/8	660 9 3/8 x 21 1/8 SL
BLC	■	■	■	■	■	■	■	■	■	■	■	■	■	■	■	■	■	■	■	■	■	■	■	■
CMS	■	■	■	■									■		■			■						
GTX	■	■	■	■									■		■			■						
LNN	■	■	■	■									■		■			■						
MG	■	■	■	■	■	■	■	■	■	■	■	■	■	■	■	■	■	■					■	■
MSC	■	■	■	■									■		■			■						
RN	■	■	■	■	■	■	■	■	■	■	■	■	■	■	■			■	■	■	■		■	■
STM	■	■	■	■	■	■	■	■					■		■			■			■			
VPR	■	■	■	■									■		■			■			■			



Visit our website to learn more about  
product solutions for the home.  
[www.odl.com/canada.htm](http://www.odl.com/canada.htm)



Building Value  
Into Building Products®

65 Courtland Ave.  
Vaughan, Ontario L4K 3T1

**800.253.3900 | [www.odl.com/canada.htm](http://www.odl.com/canada.htm)**